



COMO

• RESIDENCES •

The Palm

FLOOR PLANS

NAKHEEL

6 BEDROOM APARTMENT


	SQ.M	SQ.FT
UNIT 101		
INTERNAL AREA	1,234.50	13,288.03
EXTERNAL AREA	594.07	6,394.51
TOTAL AREA	1,828.57	19,682.54

GROUND FLOOR, FIRST FLOOR AND MEZZANINE LEVEL

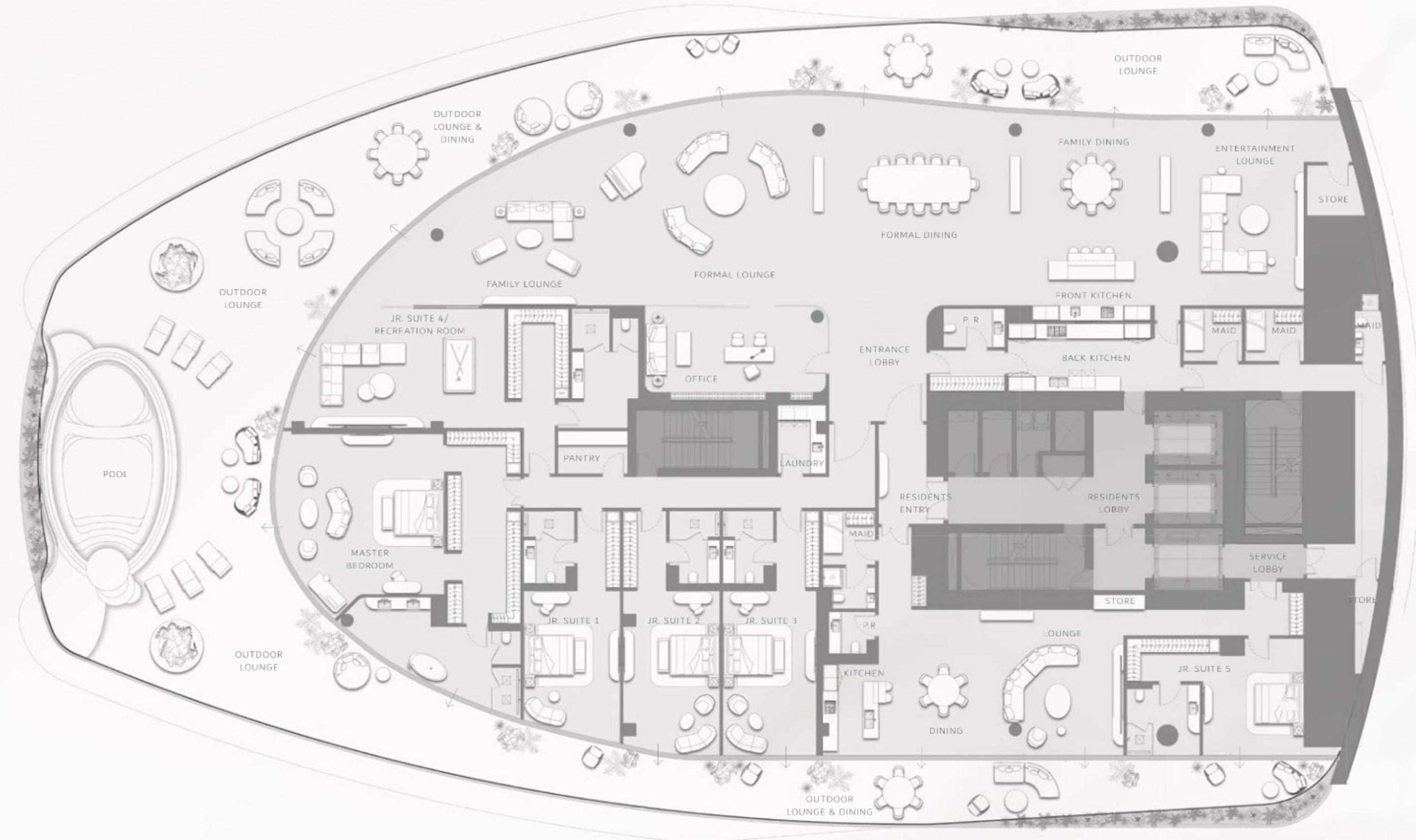
STORAGE ROOM AREA	INCLUDED
PODIUM 2	
DRIVERS QUARTERS	INCLUDED

6 PARKING BAYS

KEYPLAN



TERRACE LEVEL 1



NAKHEEL

All measurements indicated on the floors plans in this document including but not limited to measurements of doors, windows, rooms, and any other area are approximate and subject to variation. The developer or seller shall not be liable for any loss, damage, or expense arising from or in connection with the use of the plans or reliance on the information contained herein or any error, omission, or misstatement. This plan is for conceptual and illustrative purposes only and should not be relied upon.



6 BEDROOM APARTMENT

	SQ.M	SQ.FT
UNIT 102		
INTERNAL AREA	1,234.50	13,288.03
EXTERNAL AREA	594.07	6,394.51
TOTAL AREA	1,828.57	19,682.54

GROUND FLOOR, FIRST FLOOR AND MEZZANINE LEVEL


STORAGE ROOM AREA INCLUDED

PODIUM 2

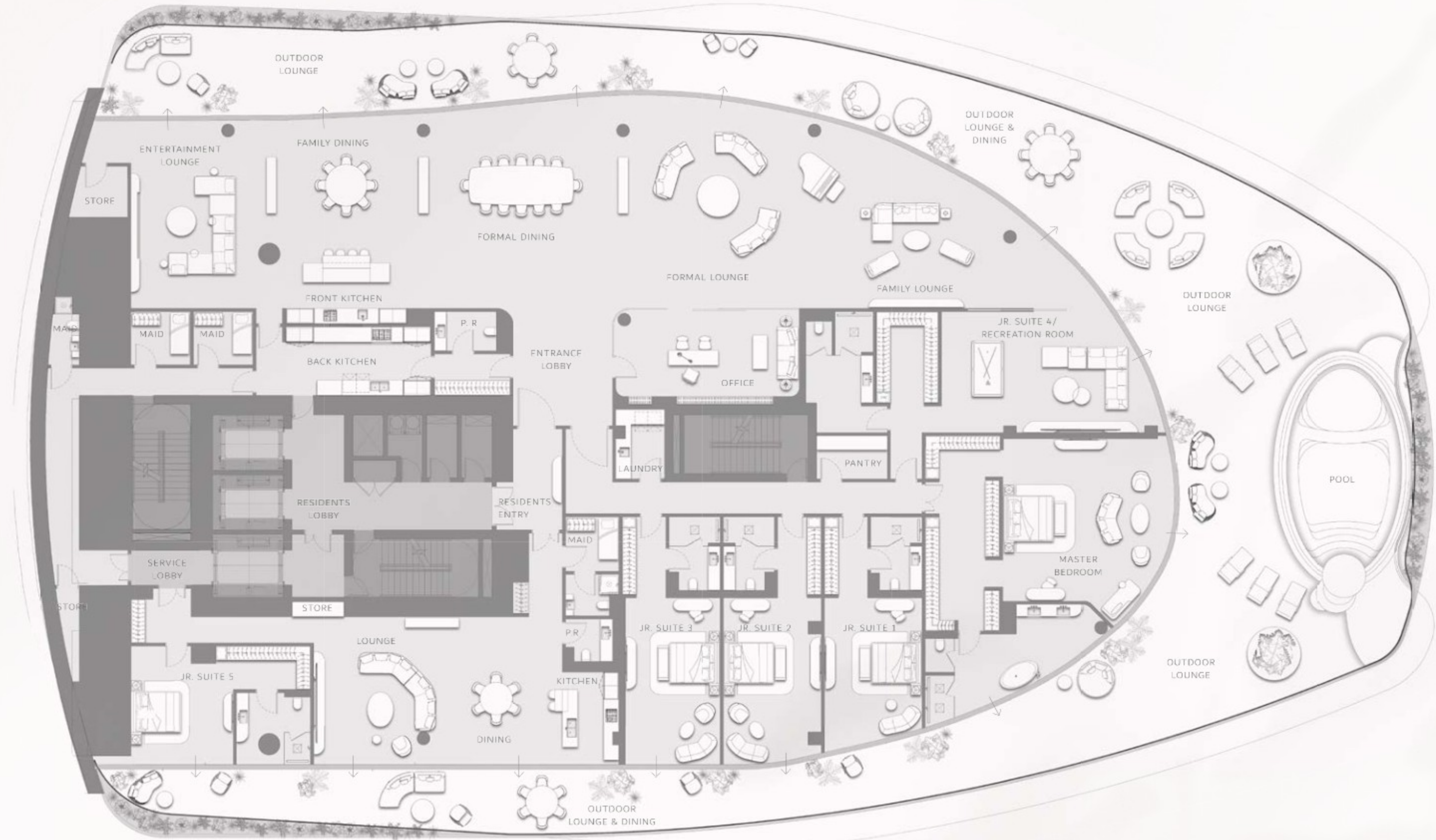
DRIVERS QUARTERS INCLUDED

6 PARKING BAYS

KEYPLAN



TERRACE LEVEL 1



NAKHEEL

All measurements indicated on the floors plans in this document including but not limited to measurements of doors, windows, rooms, and any other area are approximate and subject to variation. The developer or seller shall not be liable for any loss, damage, or expense arising from or in connection with the use of the plans or reliance on the information contained herein or any error, omission, or misstatement. This plan is for conceptual and illustrative purposes only and should not be relied upon.



5 BEDROOM APARTMENT

	SQ.M	SQ.FT
UNIT 201		
INTERNAL AREA	989.73	10,653.35
EXTERNAL AREA	514.58	5,538.88
TOTAL AREA	1,504.31	16,192.24

GROUND FLOOR, FIRST FLOOR AND MEZZANINE LEVEL

STORAGE ROOM AREA INCLUDED

PODIUM 2

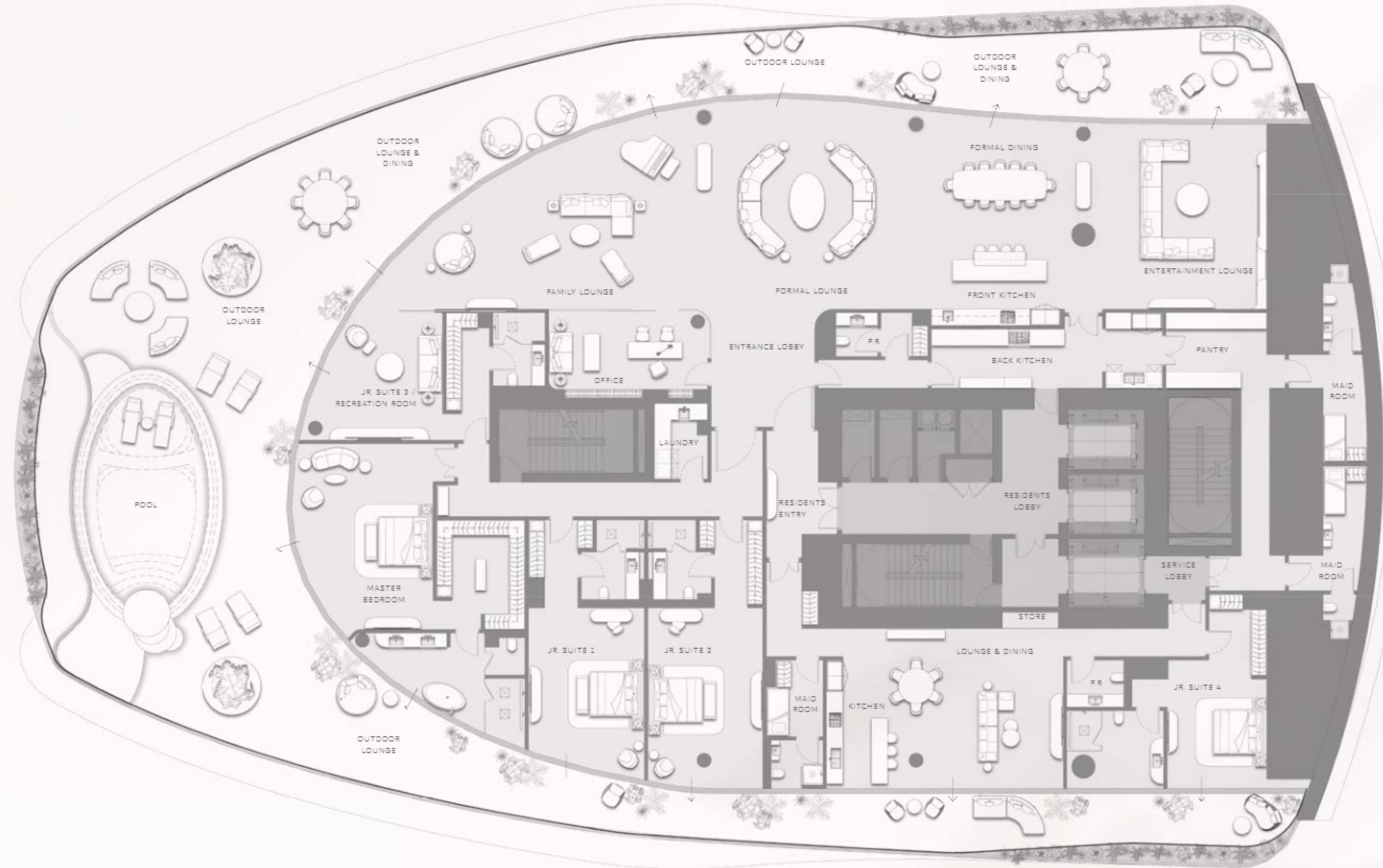
DRIVERS QUARTERS INCLUDED

6 PARKING BAYS

KEYPLAN



TERRACE LEVEL 2



NAKHEEL

All measurements indicated on the floors plans in this document including but not limited to measurements of doors, windows, rooms, and any other area are approximate and subject to variation. The developer or seller shall not be liable for any loss, damage, or expense arising from or in connection with the use of the plans or reliance on the information contained herein or any error, omission, or misstatement. This plan is for conceptual and illustrative purposes only and should not be relied upon.



5 BEDROOM APARTMENT

	SQ.M	SQ.FT
UNIT 202		
INTERNAL AREA	989.73	10,653.35
EXTERNAL AREA	514.58	5,538.88
TOTAL AREA	1,504.31	16,192.24

GROUND FLOOR, FIRST FLOOR AND MEZZANINE LEVEL

STORAGE ROOM AREA	INCLUDED
-------------------	----------

PODIUM 2

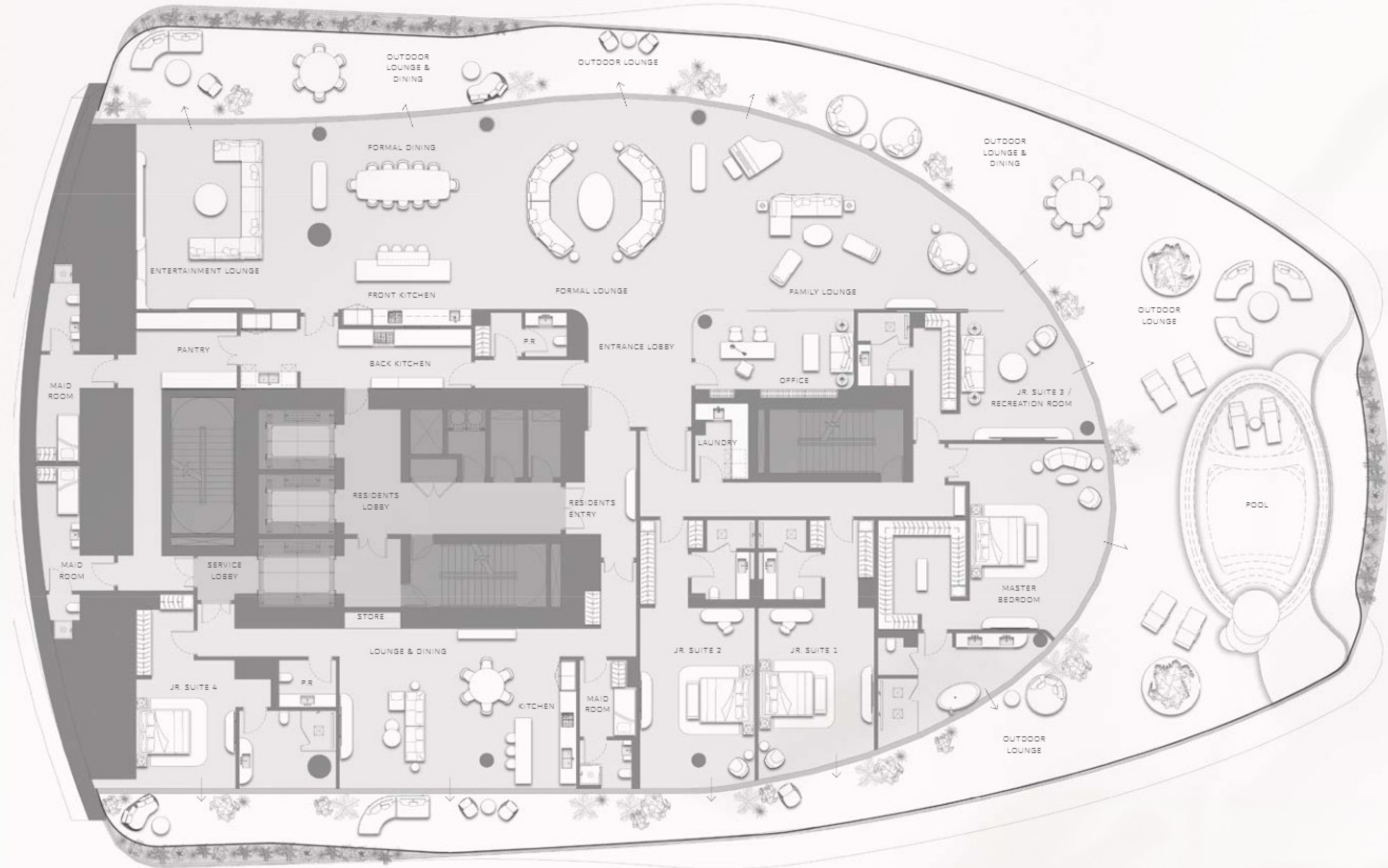
DRIVERS QUARTERS	INCLUDED
------------------	----------

6 PARKING BAYS

KEYPLAN



TERRACE LEVEL 2



NAKHEEL

All measurements indicated on the floors plans in this document including but not limited to measurements of doors, windows, rooms, and any other area are approximate and subject to variation. The developer or seller shall not be liable for any loss, damage, or expense arising from or in connection with the use of the plans or reliance on the information contained herein or any error, omission, or misstatement. This plan is for conceptual and illustrative purposes only and should not be relied upon.



5 BEDROOM APARTMENT

UNIT 301	SQ.M	SQ.FT
INTERNAL AREA	810.36	8,724.63
EXTERNAL AREA	458.16	4,931.58
TOTAL AREA	1,268.52	13,656.21

GROUND FLOOR, FIRST FLOOR AND MEZZANINE LEVEL

STORAGE ROOM AREA	INCLUDED
-------------------	----------

PODIUM 2

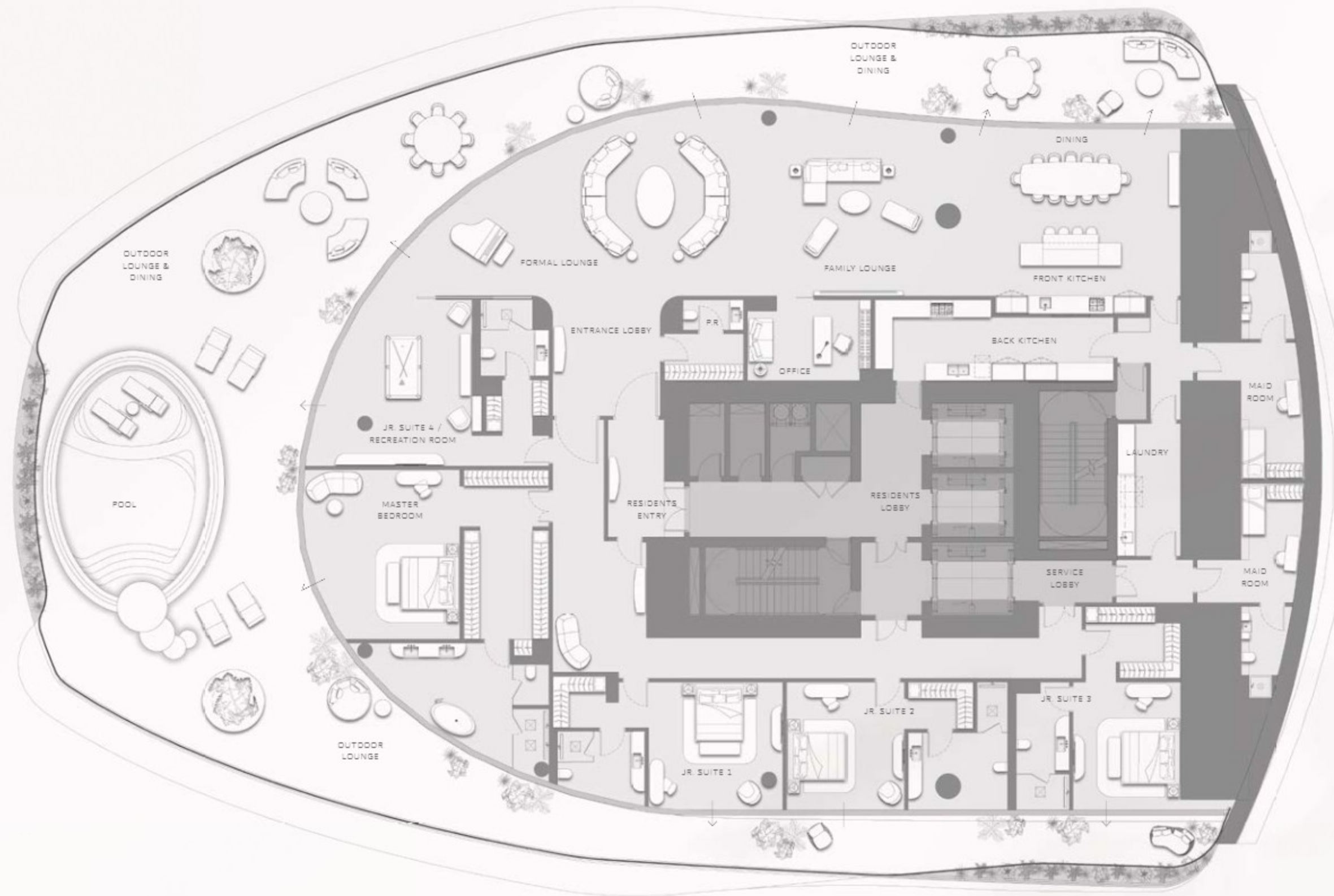
DRIVERS QUARTERS	INCLUDED
------------------	----------

6 PARKING BAYS

KEYPLAN



TERRACE LEVEL 3



NAKHEEL

All measurements indicated on the floors plans in this document including but not limited to measurements of doors, windows, rooms, and any other area are approximate and subject to variation. The developer or seller shall not be liable for any loss, damage, or expense arising from or in connection with the use of the plans or reliance on the information contained herein or any error, omission, or misstatement. This plan is for conceptual and illustrative purposes only and should not be relied upon.



COMO

• RESIDENCES •

5 BEDROOM APARTMENT

	SQ.M	SQ.FT
UNIT 302		
INTERNAL AREA	810.36	8,724.63
EXTERNAL AREA	458.16	4,931.58
TOTAL AREA	1,268.52	13,656.21

GROUND FLOOR, FIRST FLOOR AND MEZZANINE LEVEL


STORAGE ROOM AREA INCLUDED

PODIUM 2

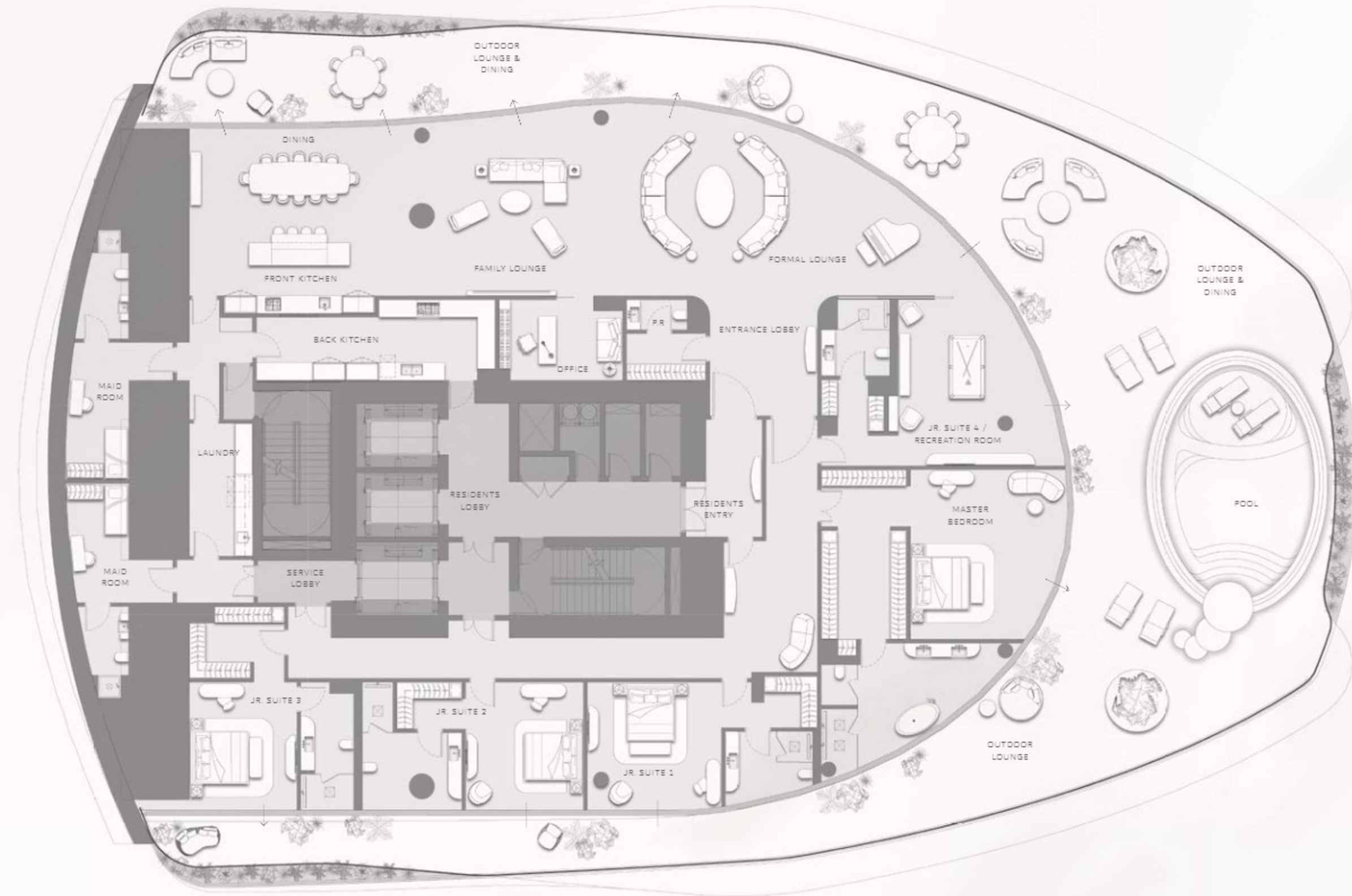
DRIVERS QUARTERS INCLUDED

6 PARKING BAYS

KEYPLAN



TERRACE LEVEL 3



NAKHEEL

All measurements indicated on the floors plans in this document including but not limited to measurements of doors, windows, rooms, and any other area are approximate and subject to variation. The developer or seller shall not be liable for any loss, damage, or expense arising from or in connection with the use of the plans or reliance on the information contained herein or any error, omission, or misstatement. This plan is for conceptual and illustrative purposes only and should not be relied upon.



4 BEDROOM APARTMENT

UNIT 401	SQ.M	SQ.FT
INTERNAL AREA	693.41	7,463.79
EXTERNAL AREA	374.31	4,029.03
TOTAL AREA	1,067.72	11,492.83

GROUND FLOOR, FIRST FLOOR AND MEZZANINE LEVEL

STORAGE ROOM AREA INCLUDED

PODIUM 2

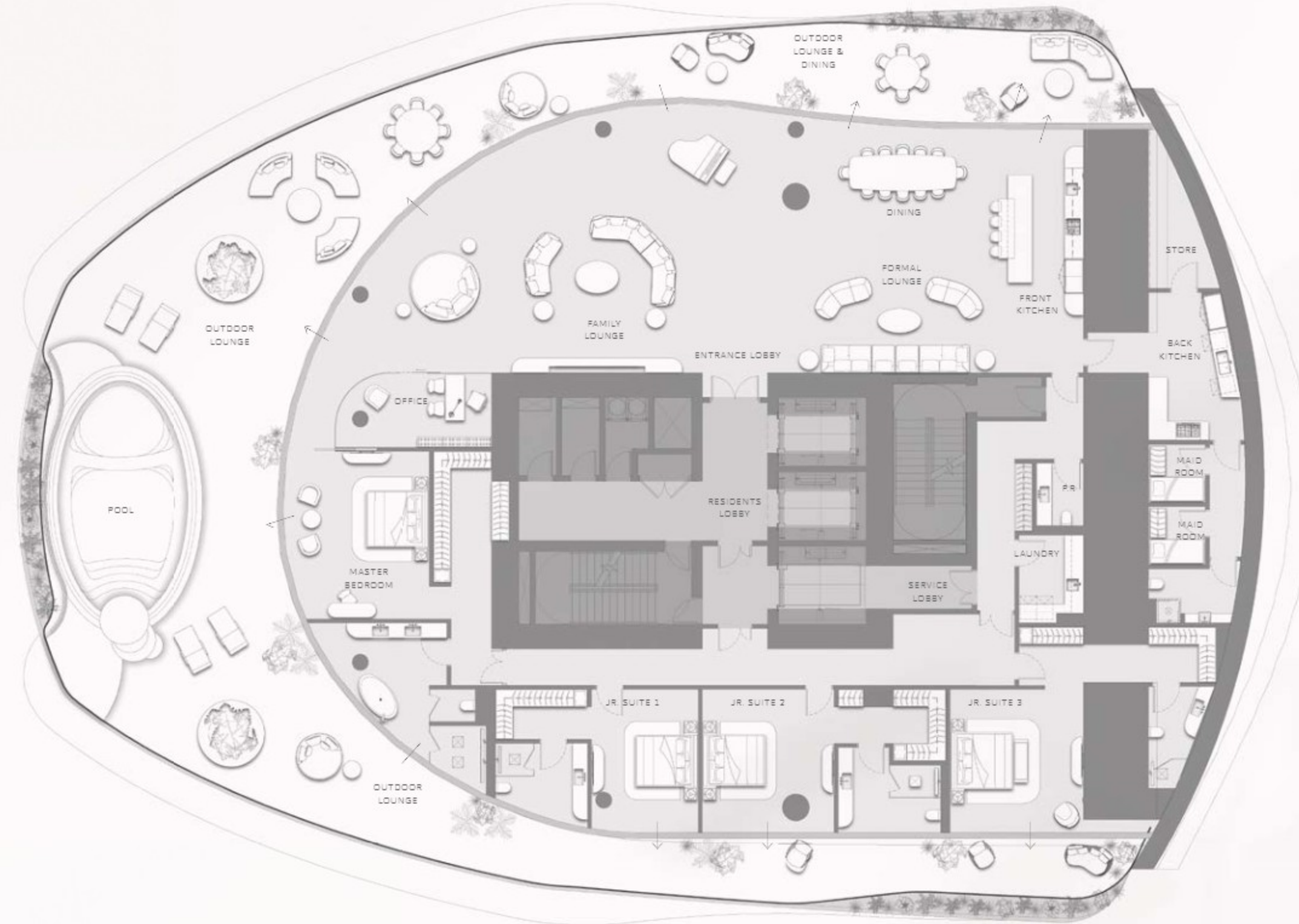
DRIVERS QUARTERS INCLUDED

5 PARKING BAYS

KEYPLAN



TERRACE LEVEL 4



NAKHEEL

All measurements indicated on the floors plans in this document including but not limited to measurements of doors, windows, rooms, and any other area are approximate and subject to variation. The developer or seller shall not be liable for any loss, damage, or expense arising from or in connection with the use of the plans or reliance on the information contained herein or any error, omission, or misstatement. This plan is for conceptual and illustrative purposes only and should not be relied upon.



COMO

• RESIDENCES •

4 BEDROOM APARTMENT

UNIT 402	SQ.M	SQ.FT
INTERNAL AREA	693.41	7,463.79
EXTERNAL AREA	374.31	4,029.03
TOTAL AREA	1,067.72	11,492.83

GROUND FLOOR, FIRST FLOOR AND MEZZANINE LEVEL

STORAGE ROOM AREA INCLUDED

PODIUM 2

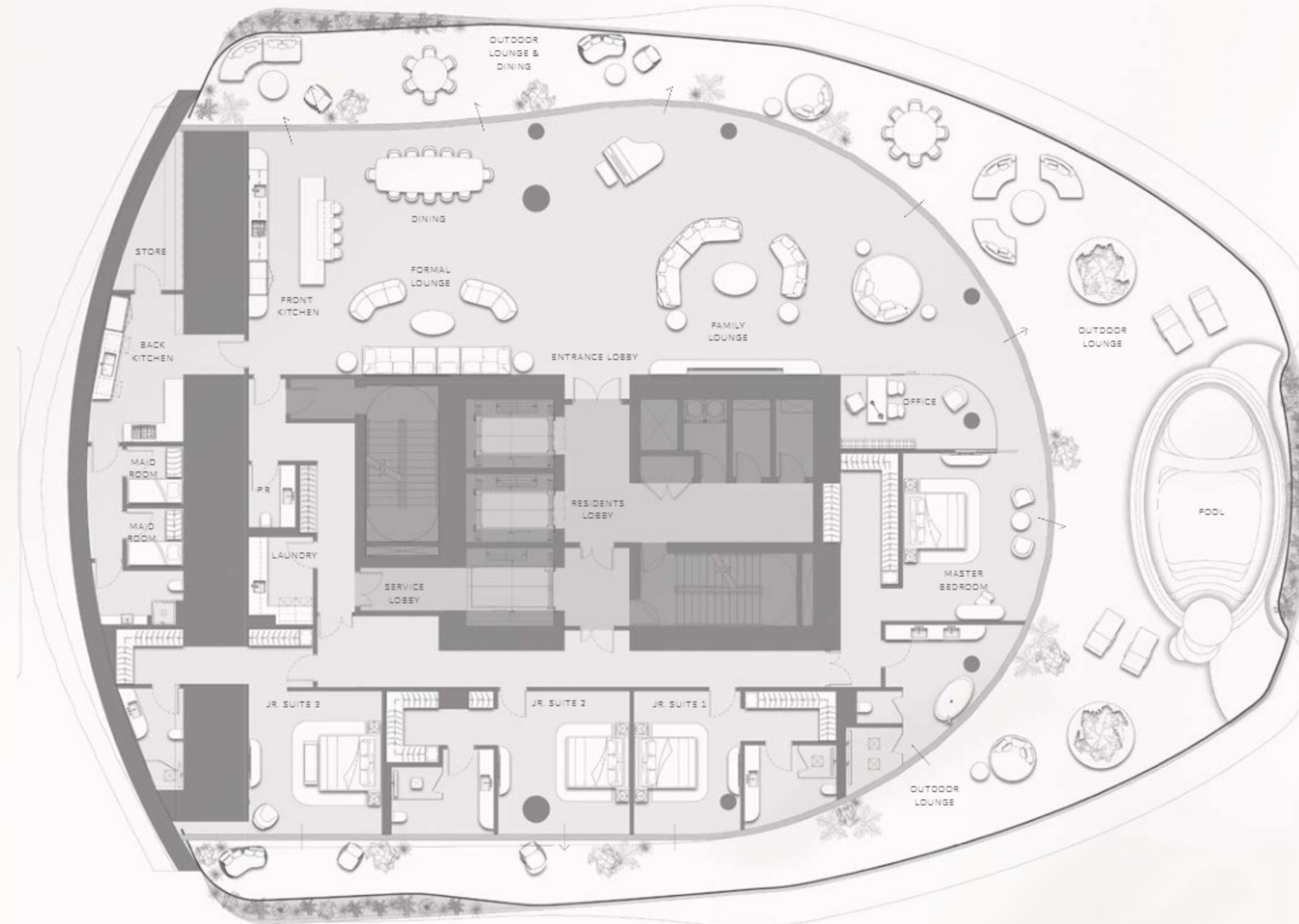
DRIVERS QUARTERS INCLUDED

5 PARKING BAYS

KEYPLAN



TERRACE LEVEL 4



NAKHEEL

All measurements indicated on the floors plans in this document including but not limited to measurements of doors, windows, rooms, and any other area are approximate and subject to variation. The developer or seller shall not be liable for any loss, damage, or expense arising from or in connection with the use of the plans or reliance on the information contained herein or any error, omission, or misstatement. This plan is for conceptual and illustrative purposes only and should not be relied upon.



COMO

• RESIDENCES •

7 BEDROOM DUPLEX APARTMENT

UNIT 501	SQ.M	SQ.FT
INTERNAL AREA	1,195.16	12,864.58
EXTERNAL AREA	561.79	6,047.05
TOTAL AREA	1,756.95	18,911.63

GROUND FLOOR, FIRST FLOOR AND MEZZANINE LEVEL


STORAGE ROOM AREA INCLUDED

PODIUM 2

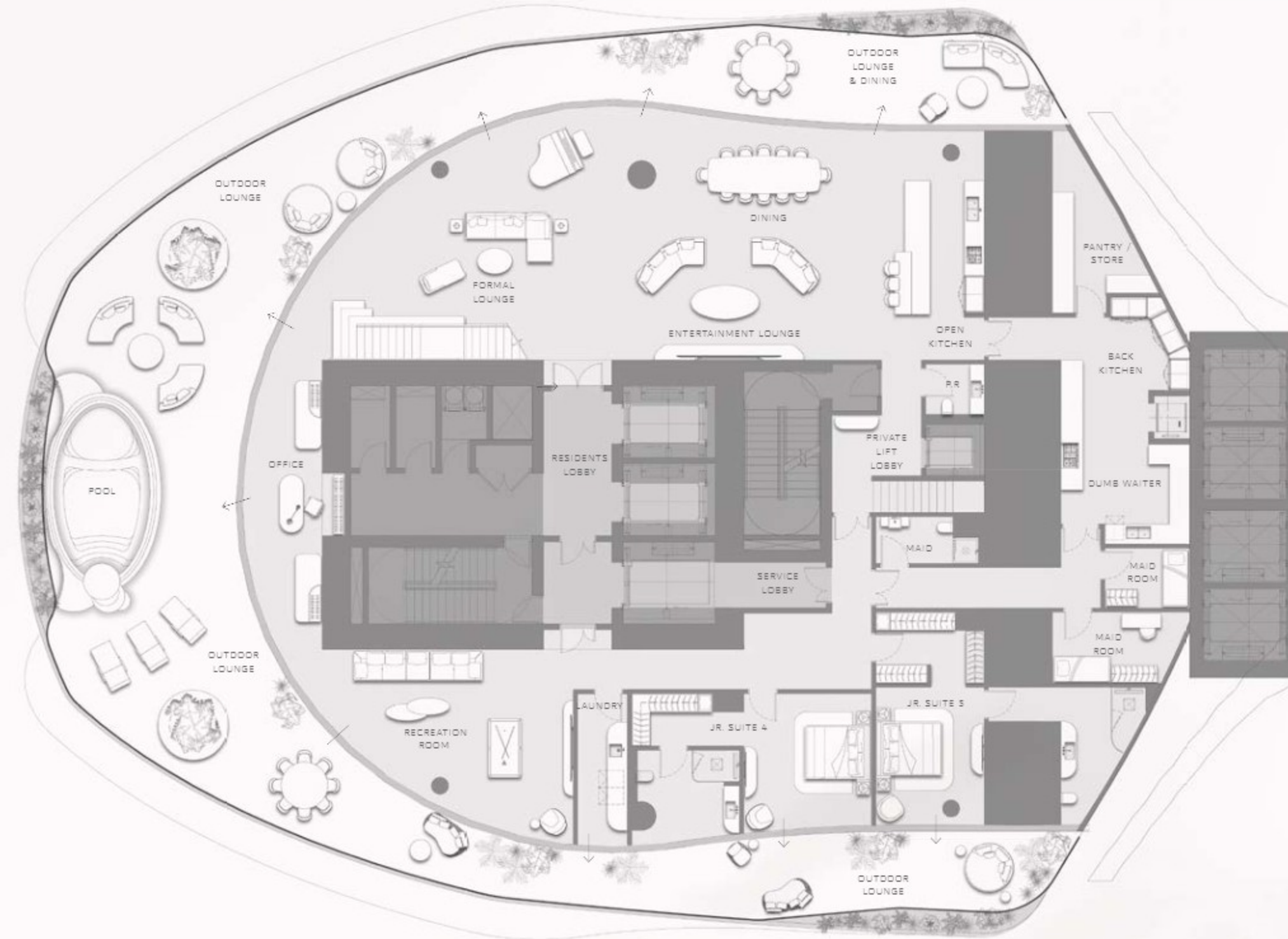
DRIVERS QUARTERS INCLUDED

7 PARKING BAYS

KEYPLAN



TERRACE LEVEL 5
LOWER FLOOR



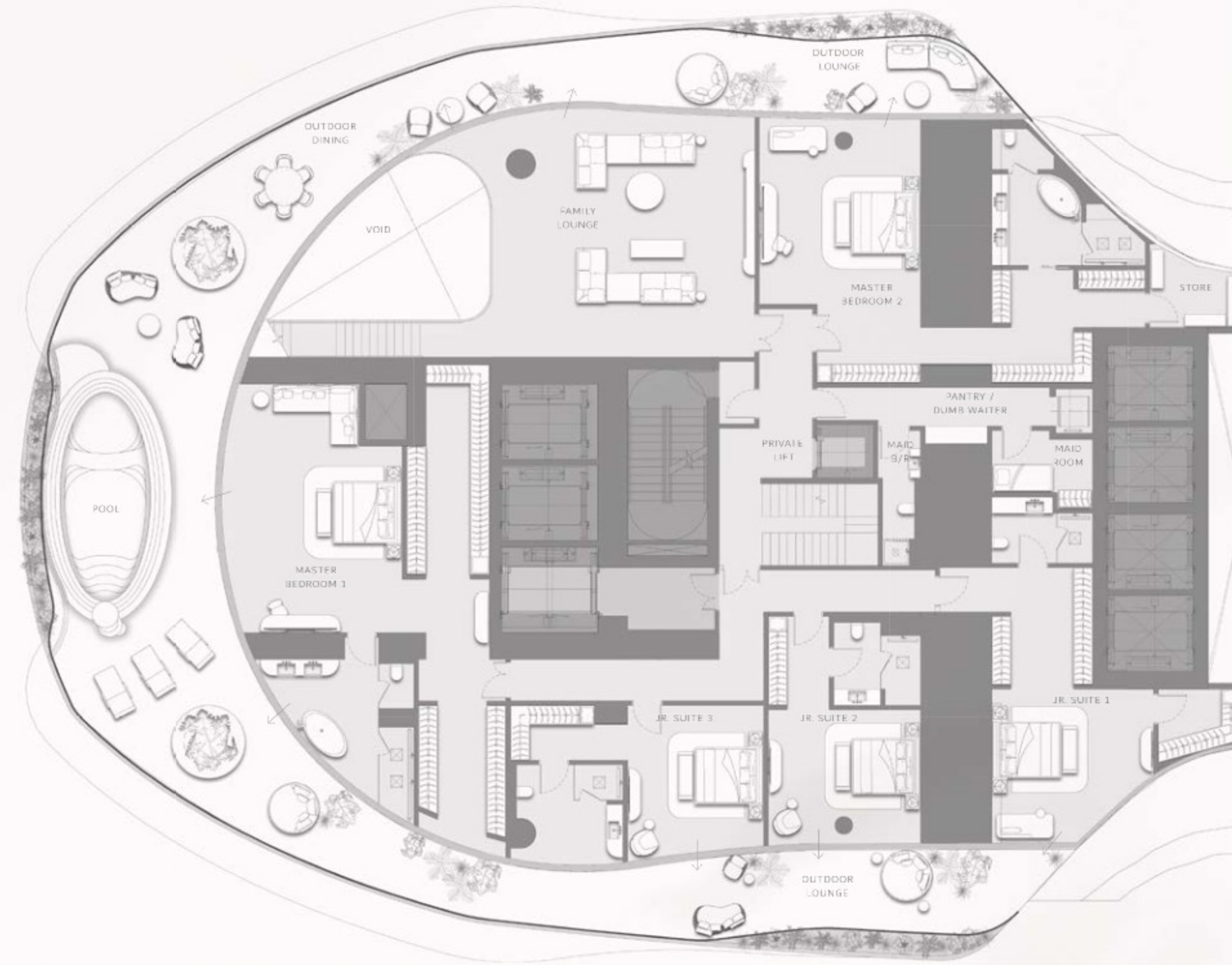
NAKHEEL

All measurements indicated on the floors plans in this document including but not limited to measurements of doors, windows, rooms, and any other area are approximate and subject to variation. The developer or seller shall not be liable for any loss, damage, or expense arising from or in connection with the use of the plans or reliance on the information contained herein or any error, omission, or misstatement. This plan is for conceptual and illustrative purposes only and should not be relied upon.



7 BEDROOM
DUPLEX APARTMENT

UNIT 501



KEYPLAN



TERRACE LEVEL 6
UPPER FLOOR

NAKHEEL

All measurements indicated on the floors plans in this document including but not limited to measurements of doors, windows, rooms, and any other area are approximate and subject to variation. The developer or seller shall not be liable for any loss, damage, or expense arising from or in connection with the use of the plans or reliance on the information contained herein or any error, omission, or misstatement. This plan is for conceptual and illustrative purposes only and should not be relied upon.



7 BEDROOM DUPLEX APARTMENT

	SQ.M	SQ.FT
UNIT 502		
INTERNAL AREA	1,200.78	12,925.07
EXTERNAL AREA	561.79	6,047.05
TOTAL AREA	1,762.57	18,972.12

GROUND FLOOR, FIRST FLOOR AND MEZZANINE LEVEL

STORAGE ROOM AREA INCLUDED

PODIUM 2

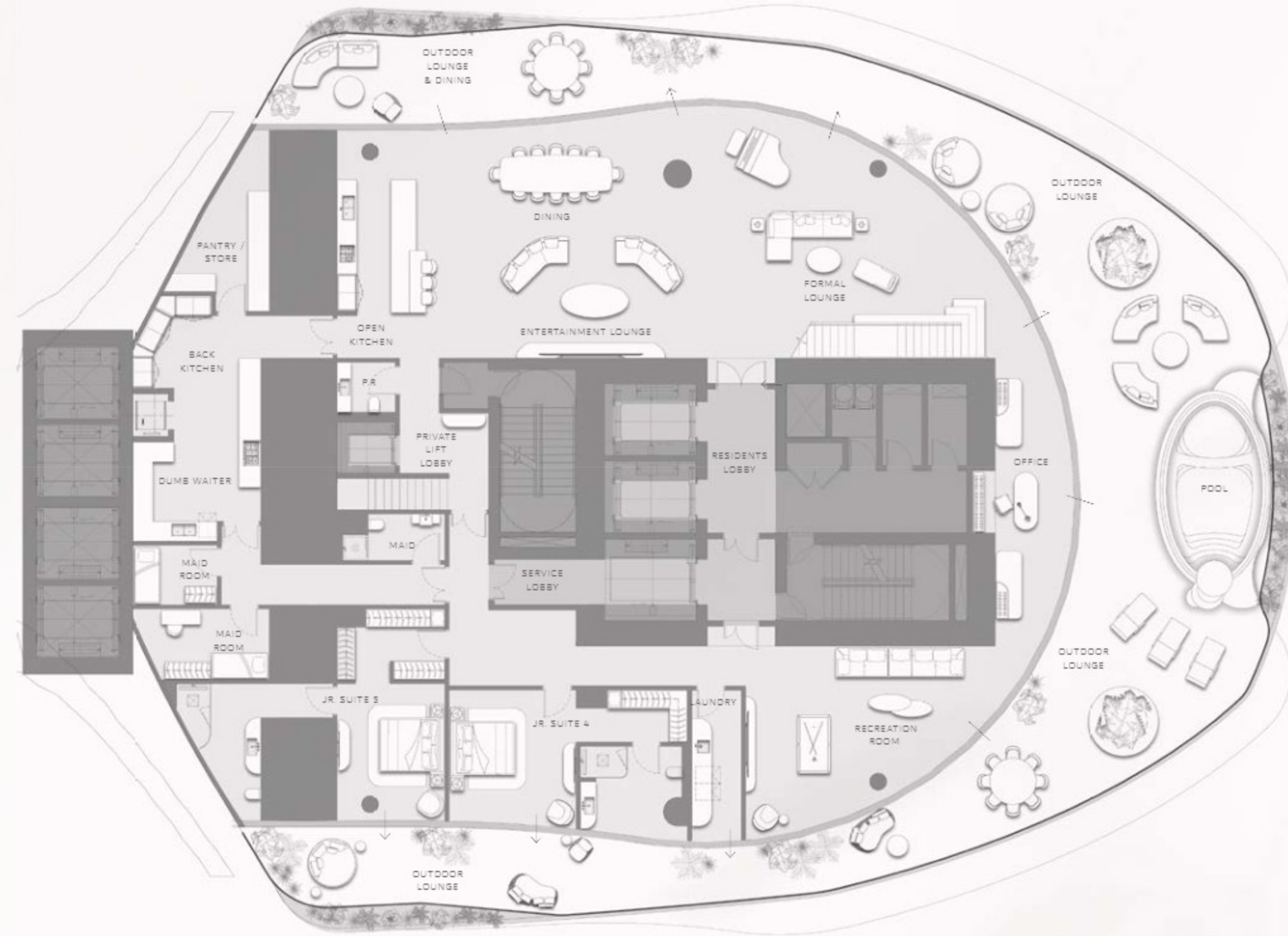
DRIVERS QUARTERS INCLUDED

7 PARKING BAYS

KEYPLAN



TERRACE LEVEL 5
LOWER FLOOR



NAKHEEL

All measurements indicated on the floors plans in this document including but not limited to measurements of doors, windows, rooms, and any other area are approximate and subject to variation. The developer or seller shall not be liable for any loss, damage, or expense arising from or in connection with the use of the plans or reliance on the information contained herein or any error, omission, or misstatement. This plan is for conceptual and illustrative purposes only and should not be relied upon.



7 BEDROOM
DUPLEX APARTMENT

UNIT 502



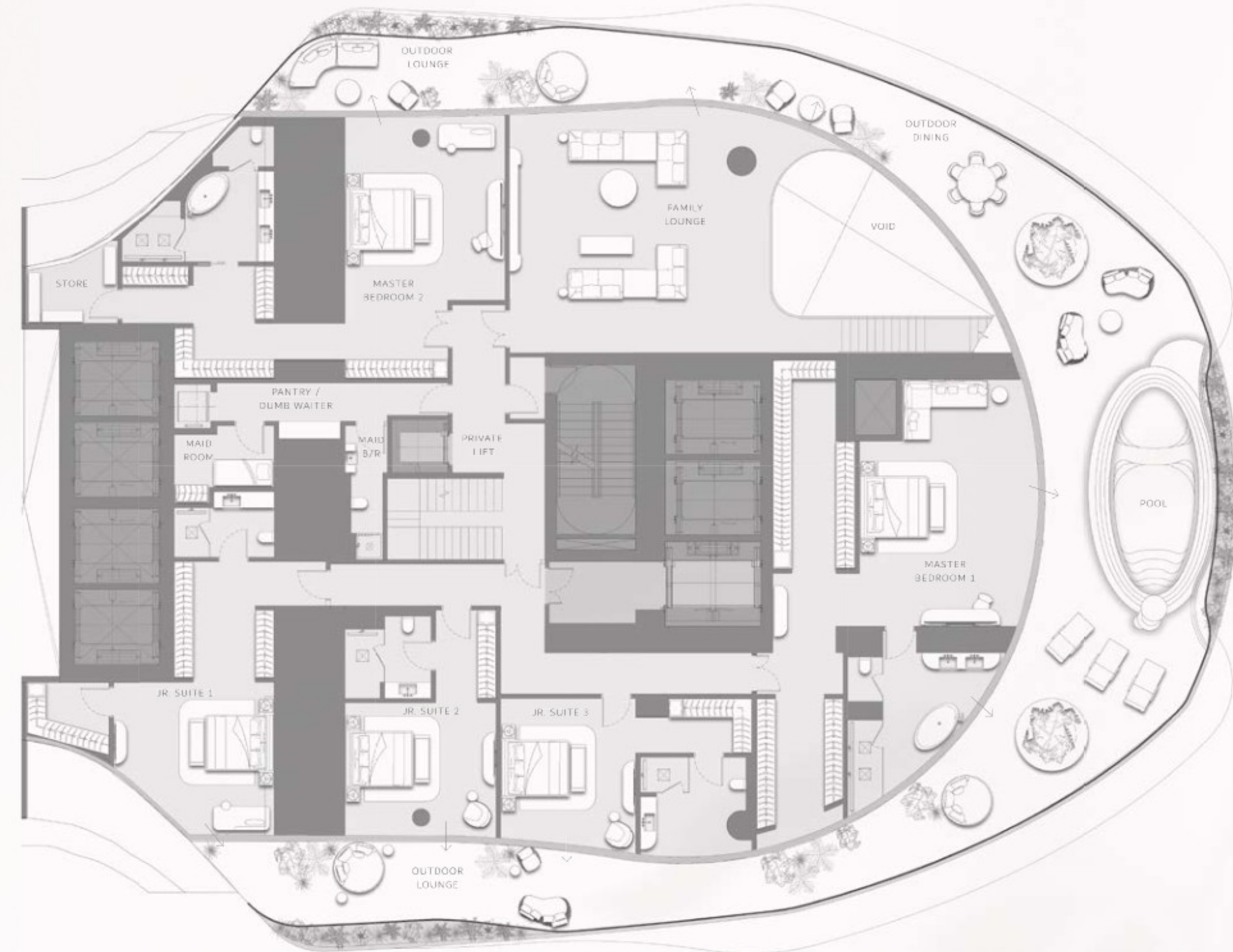
KEYPLAN



TERRACE LEVEL 6
UPPER FLOOR

NAKHEEL

All measurements indicated on the floors plans in this document including but not limited to measurements of doors, windows, rooms, and any other area are approximate and subject to variation. The developer or seller shall not be liable for any loss, damage, or expense arising from or in connection with the use of the plans or reliance on the information contained herein or any error, omission, or misstatement. This plan is for conceptual and illustrative purposes only and should not be relied upon.



5 BEDROOM APARTMENT


UNIT 901	SQ.M	SQ.FT
INTERNAL AREA	506.7	5,454.06
EXTERNAL AREA	209.3	2,252.88
TOTAL AREA	716	7,706.95

GROUND FLOOR, FIRST FLOOR AND MEZZANINE LEVEL

STORAGE ROOM AREA INCLUDED

6 PARKING BAYS

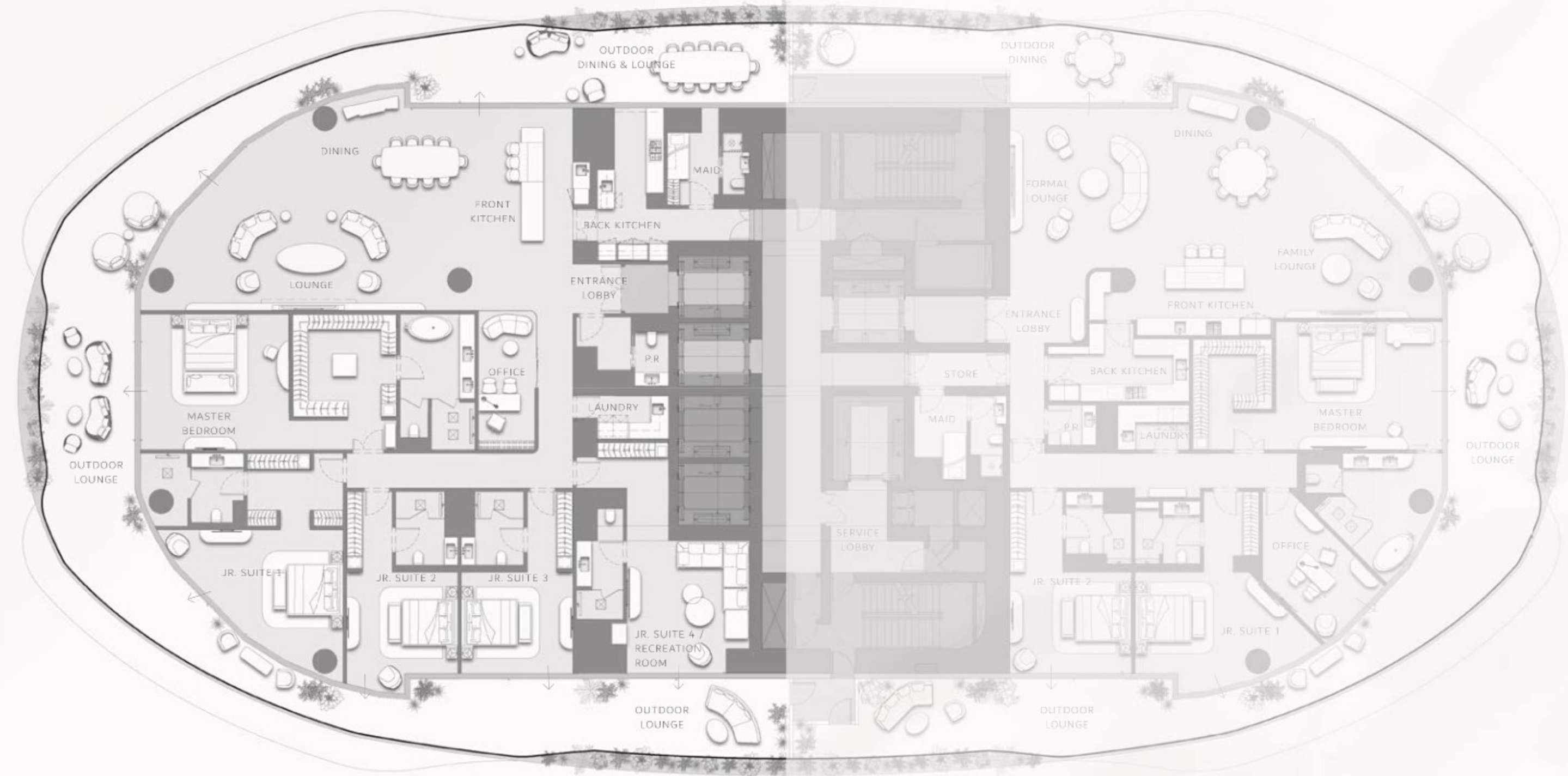
KEYPLAN



TOWER LEVEL 9

NAKHEEL

All measurements indicated on the floors plans in this document including but not limited to measurements of doors, windows, rooms, and any other area are approximate and subject to variation. The developer or seller shall not be liable for any loss, damage, or expense arising from or in connection with the use of the plans or reliance on the information contained herein or any error, omission, or misstatement. This plan is for conceptual and illustrative purposes only and should not be relied upon.



COMO

• RESIDENCES •

3 BEDROOM APARTMENT

	SQ.M	SQ.FT
UNIT 902		
INTERNAL AREA	410.04	4,413.62
EXTERNAL AREA	194.02	2,088.41
TOTAL AREA	604.06	6,502.04

GROUND FLOOR, FIRST FLOOR AND MEZZANINE LEVEL

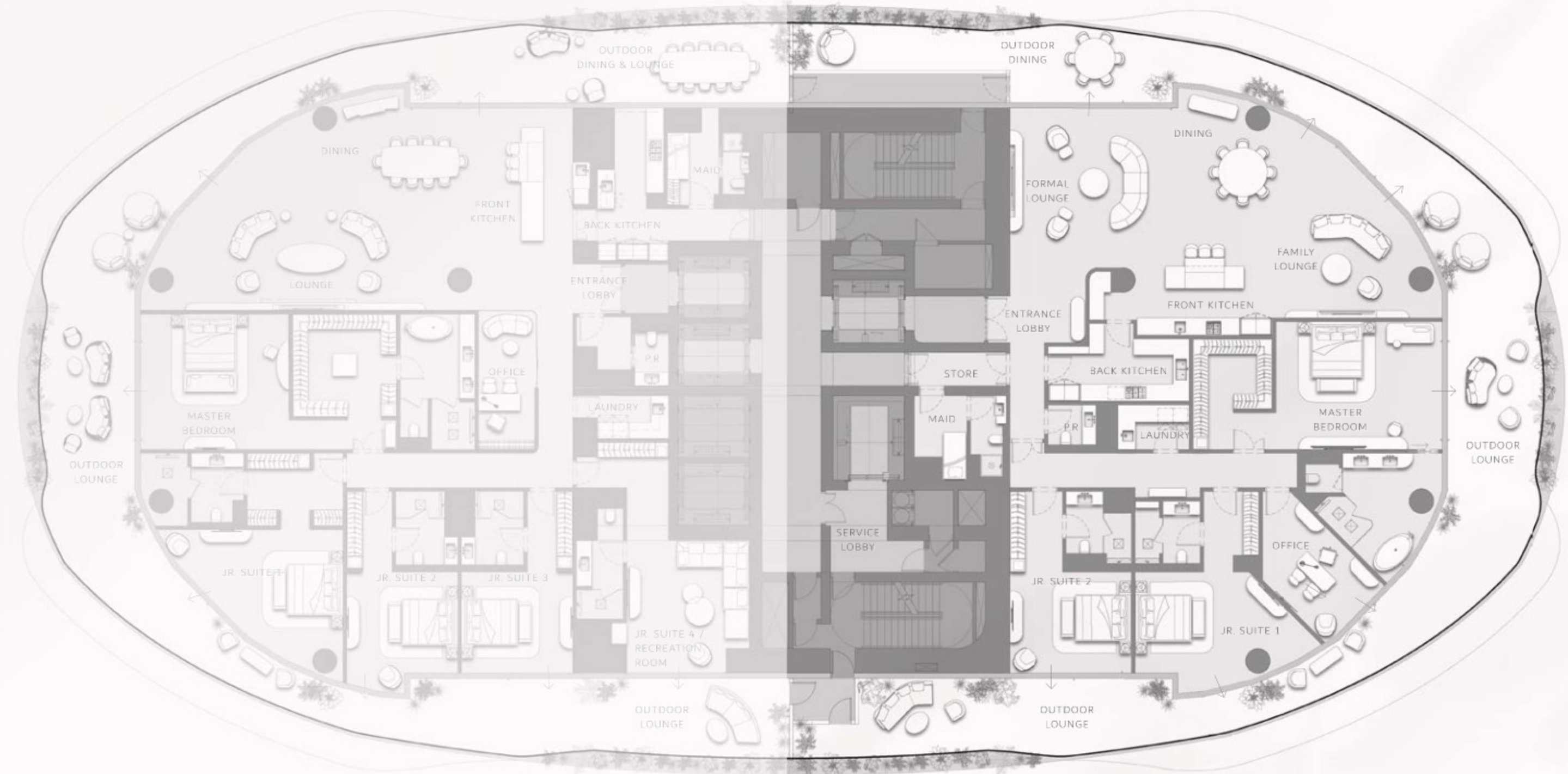
STORAGE ROOM AREA INCLUDED

4 PARKING BAYS

KEYPLAN



TOWER LEVEL 9



NAKHEEL

All measurements indicated on the floors plans in this document including but not limited to measurements of doors, windows, rooms, and any other area are approximate and subject to variation. The developer or seller shall not be liable for any loss, damage, or expense arising from or in connection with the use of the plans or reliance on the information contained herein or any error, omission, or misstatement. This plan is for conceptual and illustrative purposes only and should not be relied upon.



4 BEDROOM APARTMENT

	SQ.M	SQ.FT
UNIT 1001		
INTERNAL AREA	460.30	4,954.62
EXTERNAL AREA	195.12	2,100.25
TOTAL AREA	655.42	7,054.87

GROUND FLOOR, FIRST FLOOR AND MEZZANINE LEVEL

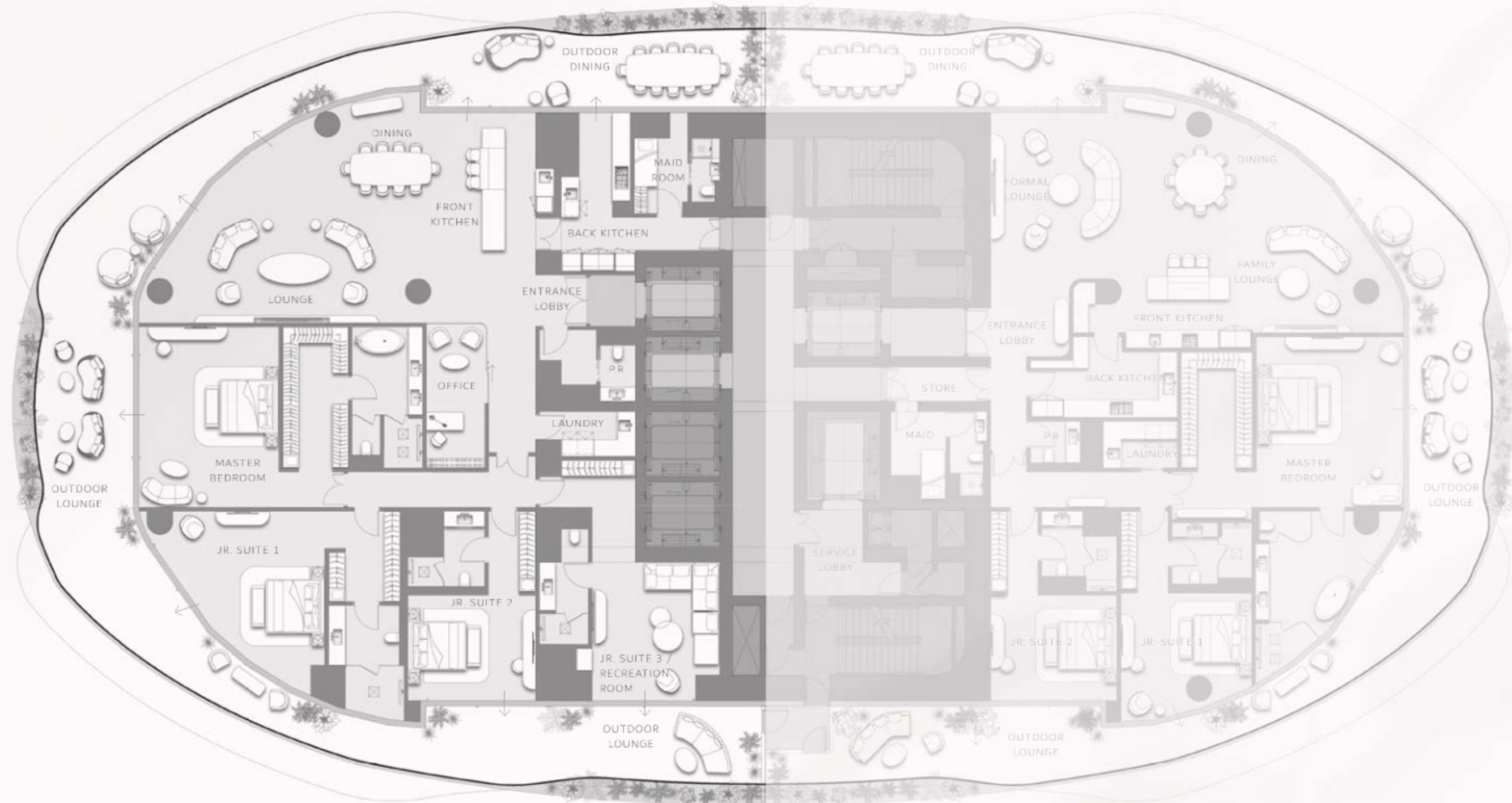
STORAGE ROOM AREA INCLUDED

5 PARKING BAYS

KEYPLAN



TOWER LEVEL 10



NAKHEEL

All measurements indicated on the floors plans in this document including but not limited to measurements of doors, windows, rooms, and any other area are approximate and subject to variation. The developer or seller shall not be liable for any loss, damage, or expense arising from or in connection with the use of the plans or reliance on the information contained herein or any error, omission, or misstatement. This plan is for conceptual and illustrative purposes only and should not be relied upon.



3 BEDROOM APARTMENT

	SQ.M	SQ.FT
UNIT 1002		
INTERNAL AREA	375.67	4,043.67
EXTERNAL AREA	180.84	1,946.54
TOTAL AREA	556.50	5,990.21

GROUND FLOOR, FIRST FLOOR AND MEZZANINE LEVEL

STORAGE ROOM AREA INCLUDED

3 PARKING BAYS

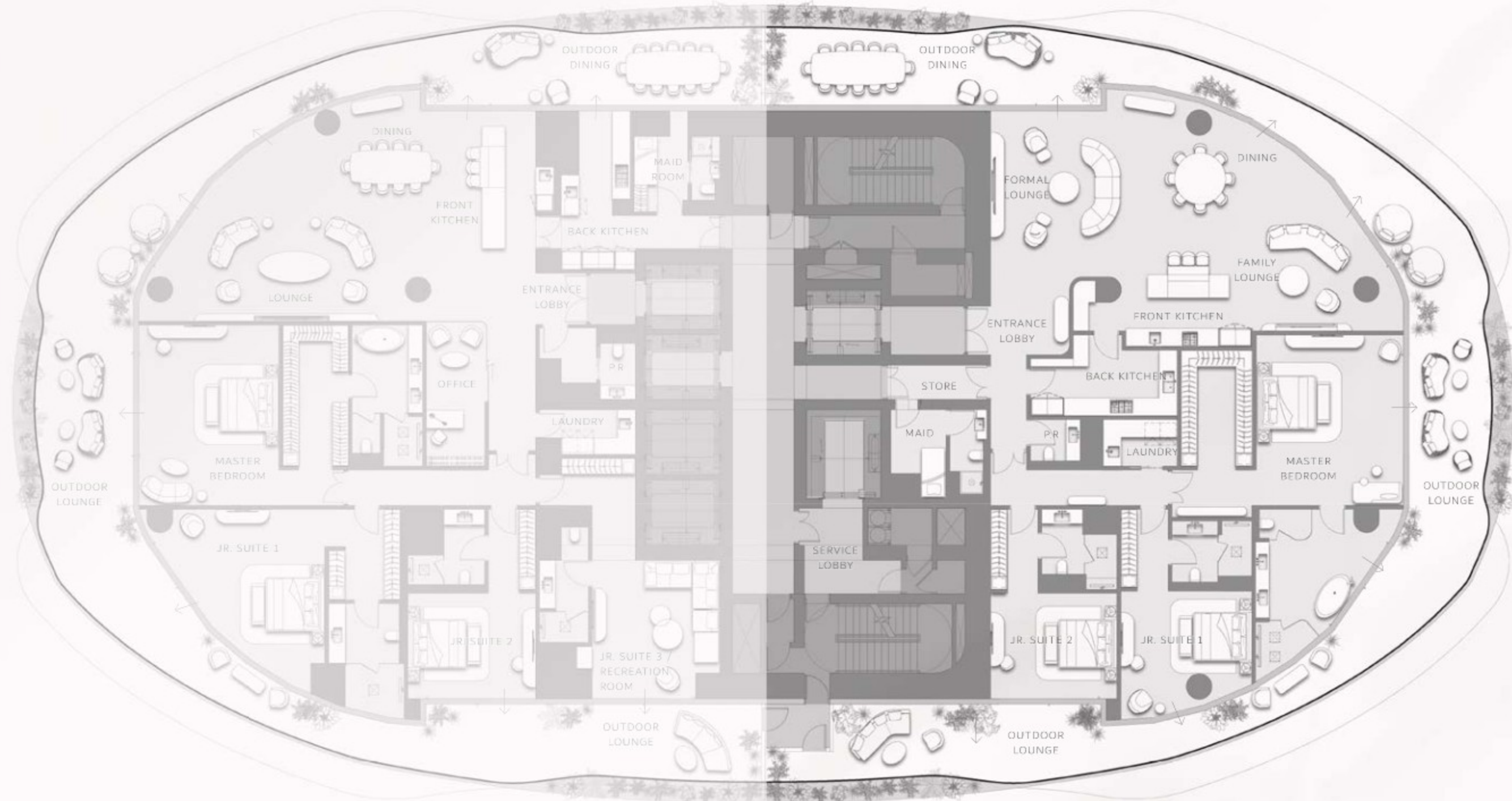
KEYPLAN



TOWER LEVEL 10

NAKHEEL

All measurements indicated on the floors plans in this document including but not limited to measurements of doors, windows, rooms, and any other area are approximate and subject to variation. The developer or seller shall not be liable for any loss, damage, or expense arising from or in connection with the use of the plans or reliance on the information contained herein or any error, omission, or misstatement. This plan is for conceptual and illustrative purposes only and should not be relied upon.



4 BEDROOM APARTMENT


	SQ.M	SQ.FT
LEVEL 1101		
INTERNAL AREA	426.49	4,590.69
EXTERNAL AREA	180.45	1,942.34
TOTAL AREA	606.94	6,533.04

GROUND FLOOR, FIRST FLOOR AND MEZZANINE LEVEL

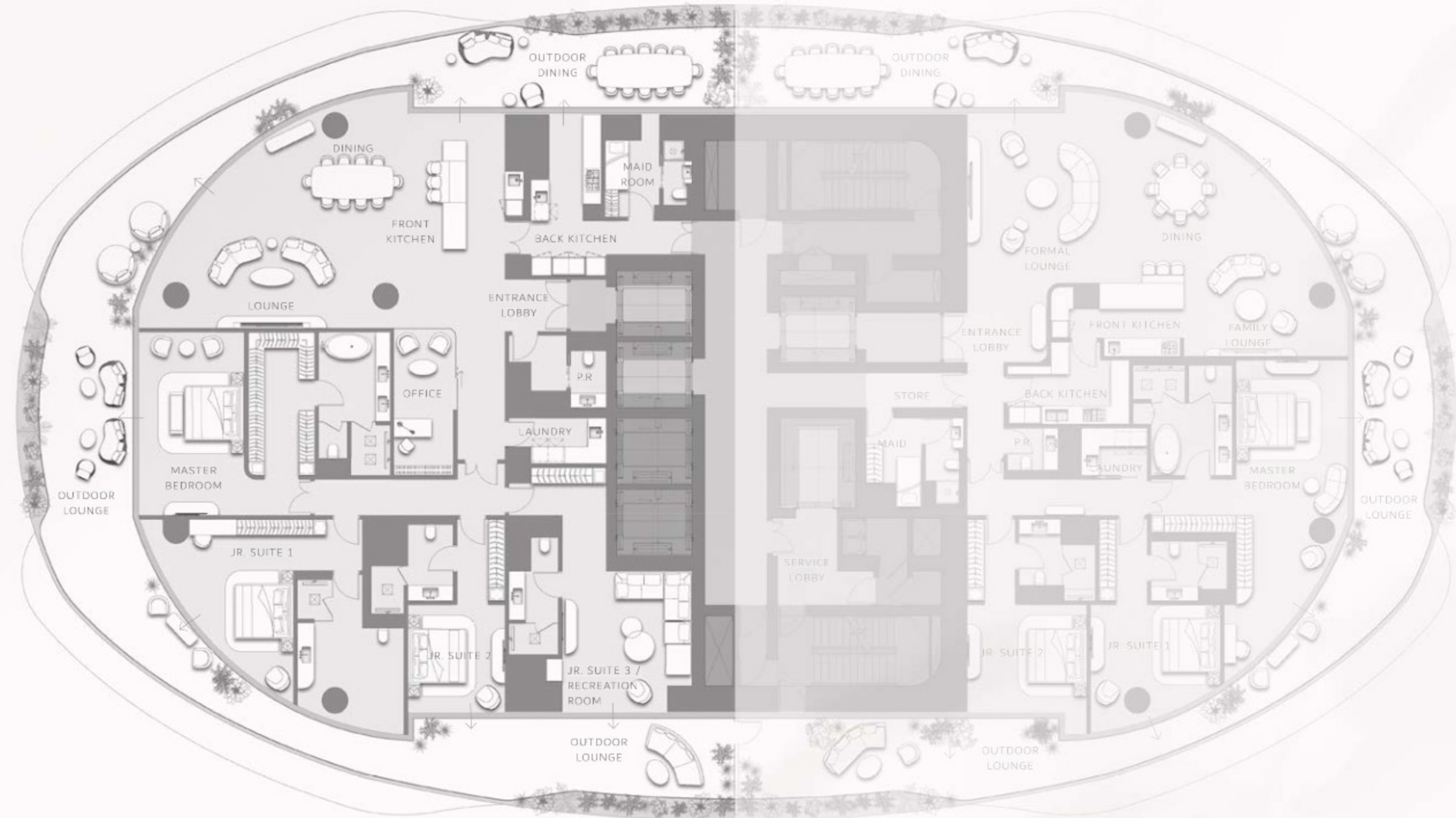
STORAGE ROOM AREA INCLUDED

5 PARKING BAYS

KEYPLAN



TOWER LEVEL 11



NAKHEEL


All measurements indicated on the floors plans in this document including but not limited to measurements of doors, windows, rooms, and any other area are approximate and subject to variation. The developer or seller shall not be liable for any loss, damage, or expense arising from or in connection with the use of the plans or reliance on the information contained herein or any error, omission, or misstatement. This plan is for conceptual and illustrative purposes only and should not be relied upon.



3 BEDROOM APARTMENT

	SQ.M	SQ.FT
UNIT 1102		
INTERNAL AREA	344.19	3,704.82
EXTERNAL AREA	173.98	1,872.70
TOTAL AREA	518.17	5,577.06
GROUND FLOOR, FIRST FLOOR AND MEZZANINE LEVEL		
STORAGE ROOM AREA	INCLUDED	
3 PARKING BAYS		

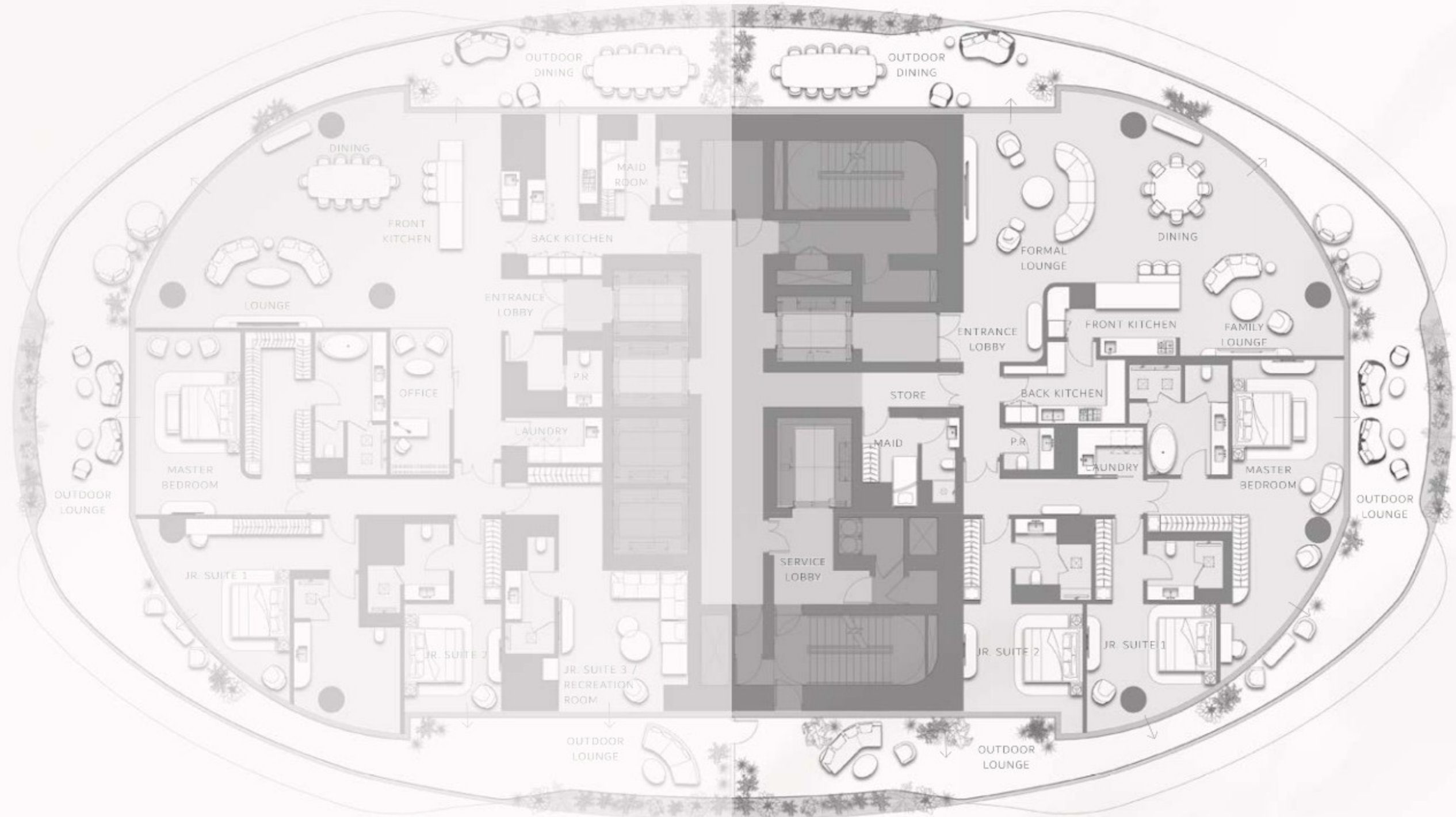
KEYPLAN



TOWER LEVEL 11

NAKHEEL

All measurements indicated on the floors plans in this document including but not limited to measurements of doors, windows, rooms, and any other area are approximate and subject to variation. The developer or seller shall not be liable for any loss, damage, or expense arising from or in connection with the use of the plans or reliance on the information contained herein or any error, omission, or misstatement. This plan is for conceptual and illustrative purposes only and should not be relied upon.



3 BEDROOM APARTMENT

	SQ.M	SQ.FT
UNIT 1201-1801		
INTERNAL AREA	350.35-403.65	3,771.13-4,344.84
EXTERNAL AREA	152.38-169.73	1,640.20-1,826.95
TOTAL AREA	502.73-573.38	5,411.33-6,171.80

GROUND FLOOR, FIRST FLOOR AND MEZZANINE LEVEL

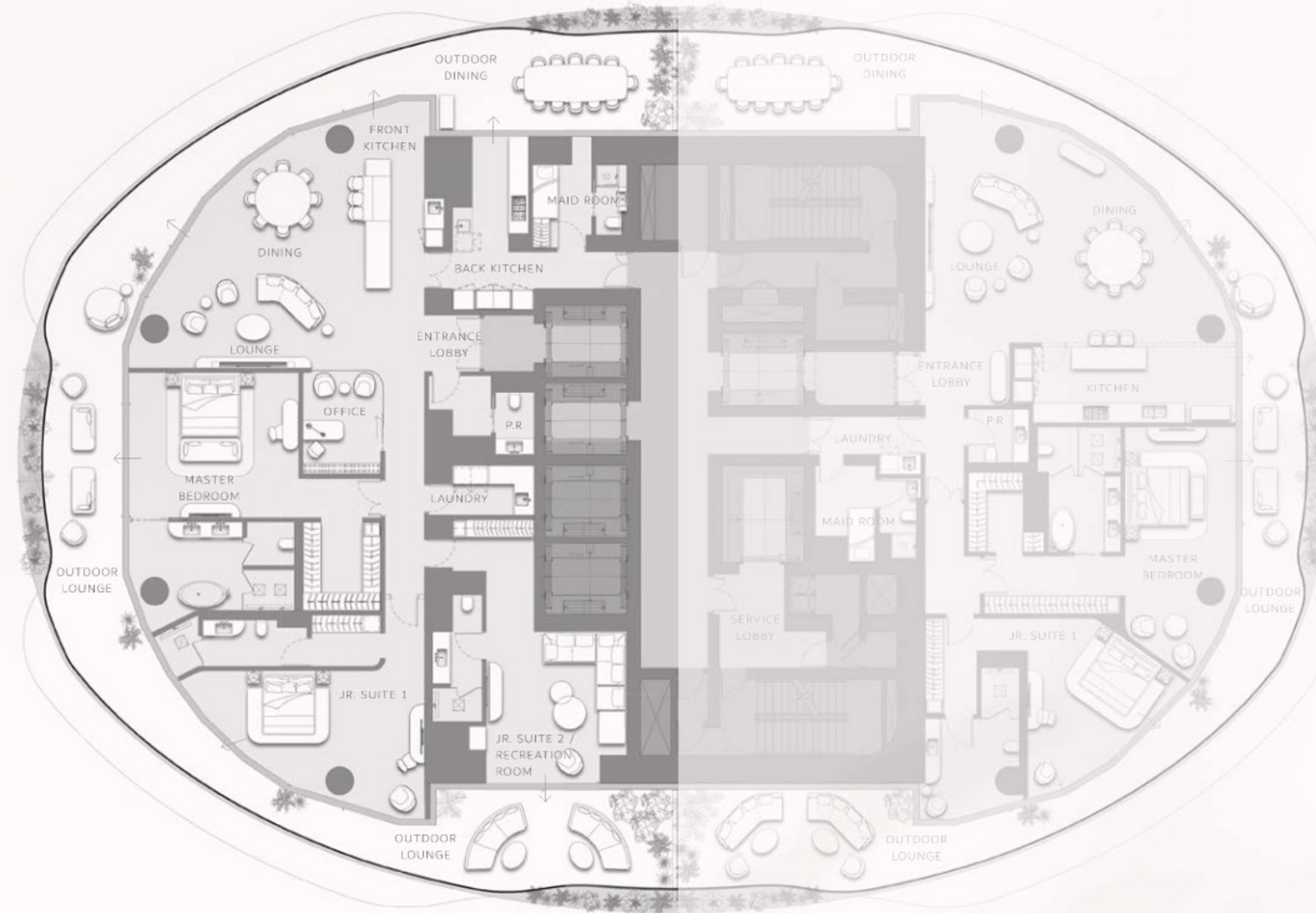
STORAGE ROOM AREA INCLUDED

3 PARKING BAYS

KEYPLAN



TOWER LEVEL 12-18



NAKHEEL

All measurements indicated on the floors plans in this document including but not limited to measurements of doors, windows, rooms, and any other area are approximate and subject to variation. The developer or seller shall not be liable for any loss, damage, or expense arising from or in connection with the use of the plans or reliance on the information contained herein or any error, omission, or misstatement. This plan is for conceptual and illustrative purposes only and should not be relied upon.



2 BEDROOM APARTMENT

	SQ.M	SQ.FT
LEVEL 1202 - 1802		
INTERNAL AREA	271.52-326.39	2,922.61-3,513.22
EXTERNAL AREA	143.72-159.57	1,546.98-1,717.59
TOTAL AREA	415.24-485.96	4,469.60-5,230.81

GROUND FLOOR, FIRST FLOOR AND MEZZANINE LEVEL

STORAGE ROOM AREA INCLUDED

3 PARKING BAYS

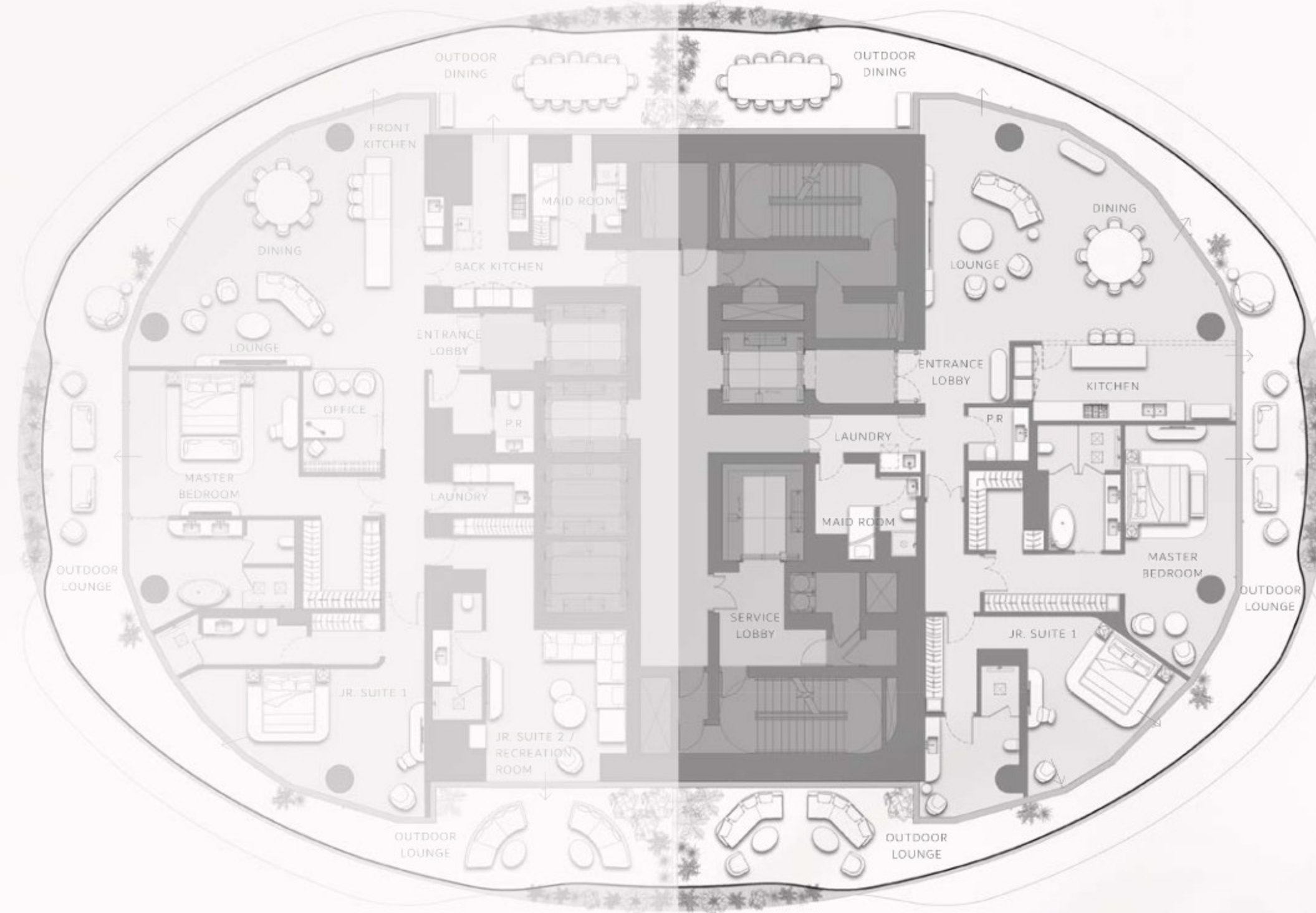
KEYPLAN



TOWER LEVEL 12-18

NAKHEEL

All measurements indicated on the floors plans in this document including but not limited to measurements of doors, windows, rooms, and any other area are approximate and subject to variation. The developer or seller shall not be liable for any loss, damage, or expense arising from or in connection with the use of the plans or reliance on the information contained herein or any error, omission, or misstatement. This plan is for conceptual and illustrative purposes only and should not be relied upon.



4 BEDROOM APARTMENT

	SQ.M	SQ.FT
UNIT 1901 - 2401		
INTERNAL AREA	662.79-715.91	7,134.00-7,706.00
EXTERNAL AREA	240.92-263.12	2,593.00-2,832.00
TOTAL AREA	912.00-956.00	9,823.00-10,299.00

GROUND FLOOR, FIRST FLOOR AND MEZZANINE LEVEL

STORAGE ROOM AREA	INCLUDED
PODIUM 2	
DRIVERS QUARTERS	INCLUDED

5 PARKING BAYS

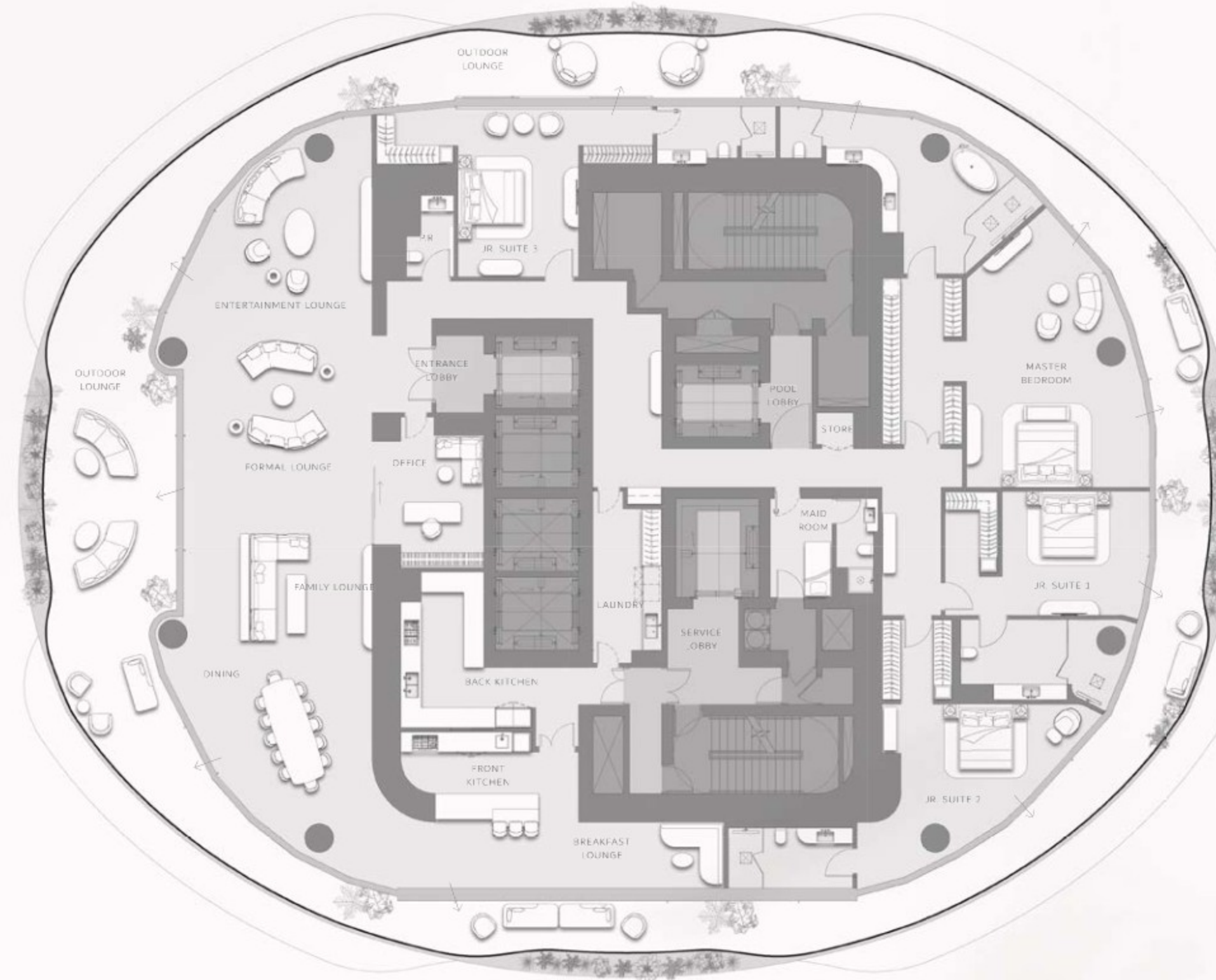
KEYPLAN



TOWER LEVEL 19-24

NAKHEEL

All measurements indicated on the floors plans in this document including but not limited to measurements of doors, windows, rooms, and any other area are approximate and subject to variation. The developer or seller shall not be liable for any loss, damage, or expense arising from or in connection with the use of the plans or reliance on the information contained herein or any error, omission, or misstatement. This plan is for conceptual and illustrative purposes only and should not be relied upon.



4 BEDROOM APARTMENT

	SQ.M	SQ.FT
UNIT 2501 - 2801		
INTERNAL AREA	614.61-648.38	6,615.60-6,979.09
EXTERNAL AREA	257.67-268.14	2,773.53-2,886.23
TOTAL AREA	882.00-906.00	9,501.00-9,752.00

GROUND FLOOR, FIRST FLOOR AND MEZZANINE LEVEL

STORAGE ROOM AREA INCLUDED

PODIUM 2

DRIVERS QUARTERS INCLUDED

4 PARKING BAYS

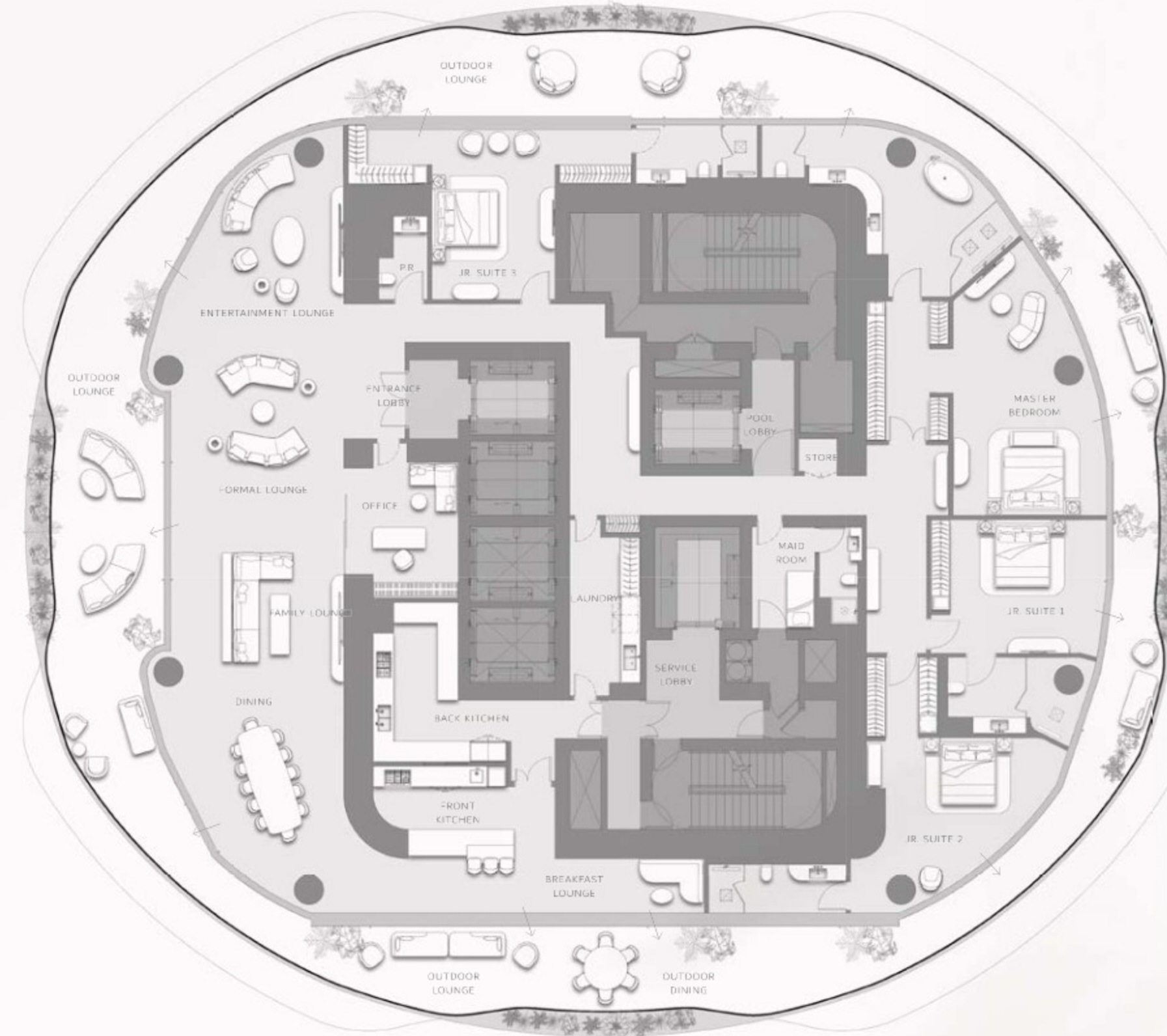
KEYPLAN



TOWER LEVEL 25-28

NAKHEEL

All measurements indicated on the floors plans in this document including but not limited to measurements of doors, windows, rooms, and any other area are approximate and subject to variation. The developer or seller shall not be liable for any loss, damage, or expense arising from or in connection with the use of the plans or reliance on the information contained herein or any error, omission, or misstatement. This plan is for conceptual and illustrative purposes only and should not be relied upon.



3 BEDROOM APARTMENT

	SQ.M	SQ.FT
UNIT 3101 - 3601		
INTERNAL AREA	589.57-600.60	6,346.00-6,465.00
EXTERNAL AREA	276.95-281.05	2,981.00-3,025.00
TOTAL AREA	866.00-881.00	9,327.00-9,490.00

GROUND FLOOR, FIRST FLOOR AND MEZZANINE LEVEL

STORAGE ROOM AREA INCLUDED

3 PARKING BAYS

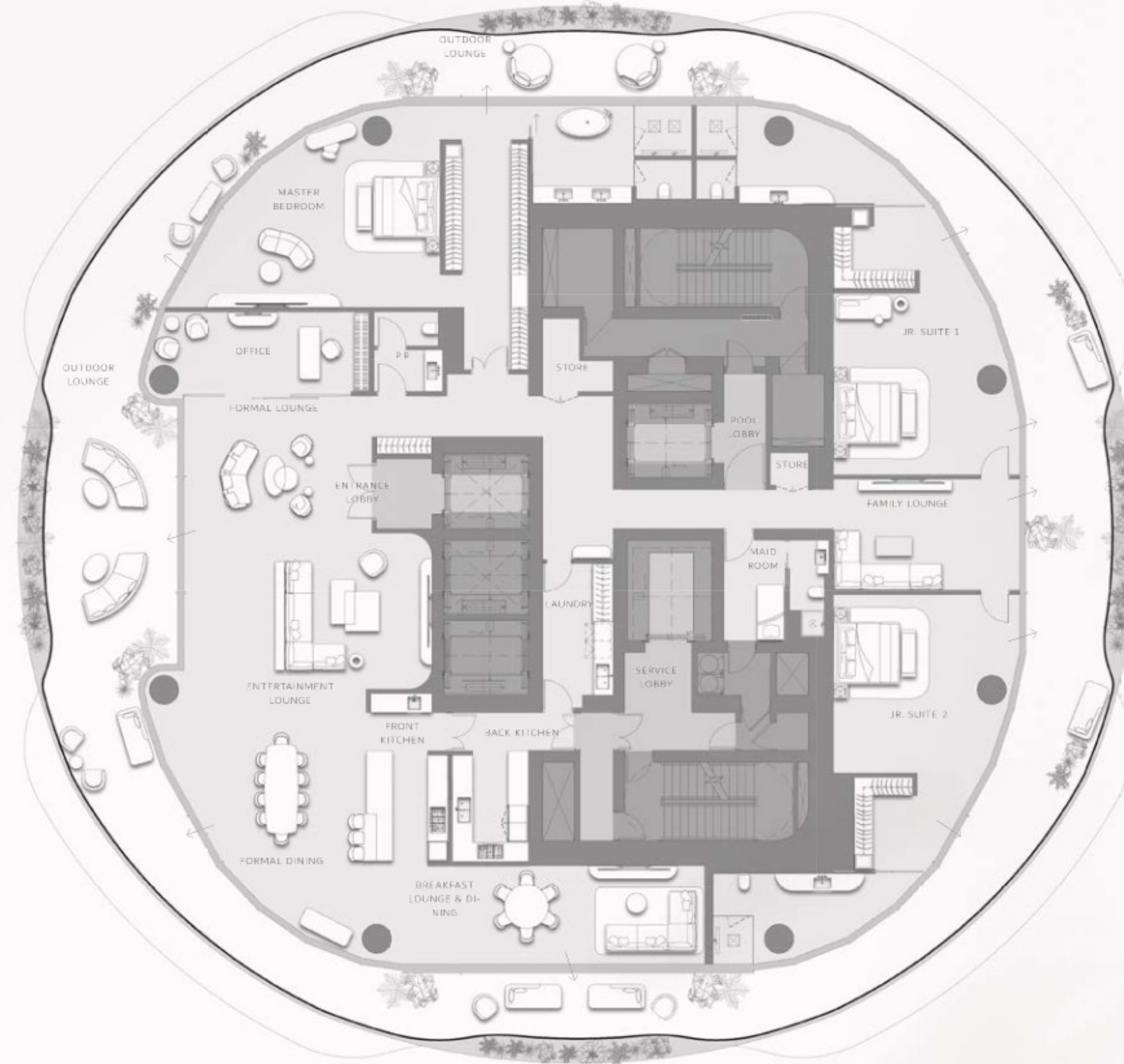
KEYPLAN



TOWER LEVEL 31-36

NAKHEEL

All measurements indicated on the floors plans in this document including but not limited to measurements of doors, windows, rooms, and any other area are approximate and subject to variation. The developer or seller shall not be liable for any loss, damage, or expense arising from or in connection with the use of the plans or reliance on the information contained herein or any error, omission, or misstatement. This plan is for conceptual and illustrative purposes only and should not be relied upon.



AIN DUBAI VIEWS



COMO

• RESIDENCES •

4 BEDROOM APARTMENT

	SQ.M	SQ.FT
UNIT 3701 - 4201		
INTERNAL AREA	616.59-617.87	6,637.00-6,651.00
EXTERNAL AREA	247.11-250.61	2,660.00-2,698.00
TOTAL AREA	892.05-918.75	9,297.00-9,346.00

GROUND FLOOR, FIRST FLOOR AND MEZZANINE LEVEL

STORAGE ROOM AREA INCLUDED

5 PARKING BAYS

KEYPLAN



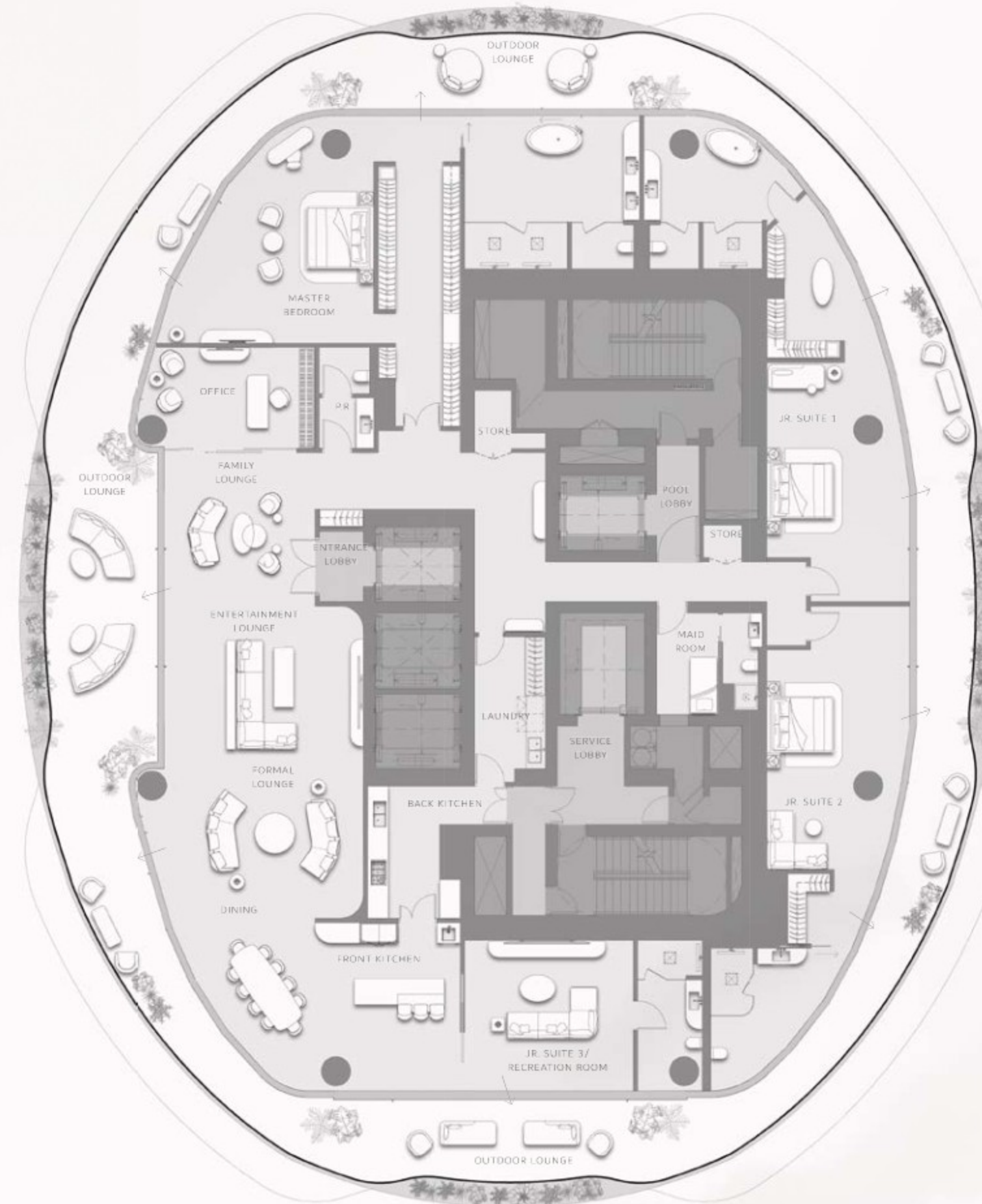
TOWER LEVEL 37-42

NAKHEEL

All measurements indicated on the floors plans in this document including but not limited to measurements of doors, windows, rooms, and any other area are approximate and subject to variation. The developer or seller shall not be liable for any loss, damage, or expense arising from or in connection with the use of the plans or reliance on the information contained herein or any error, omission, or misstatement. This plan is for conceptual and illustrative purposes only and should not be relied upon.

BURJ KHALIFA &
BURJ AL ARAB VIEWS

BEACH
VIEWS



PALM
VIEWS

AIN DUBAI
VIEWS



4 BEDROOM APARTMENT

	SQ.M	SQ.FT
UNIT 4301 - 4501		
INTERNAL AREA	618.47-621.81	6,657.00-6,693.00
EXTERNAL AREA	251.09-252.28	2,703.00-2,716.00
TOTAL AREA	869.00-874.00	9,360.00-9,409.00

GROUND FLOOR, FIRST FLOOR AND MEZZANINE LEVEL

STORAGE ROOM AREA	INCLUDED
PODIUM 2	
DRIVERS QUARTERS	INCLUDED

5 PARKING BAYS

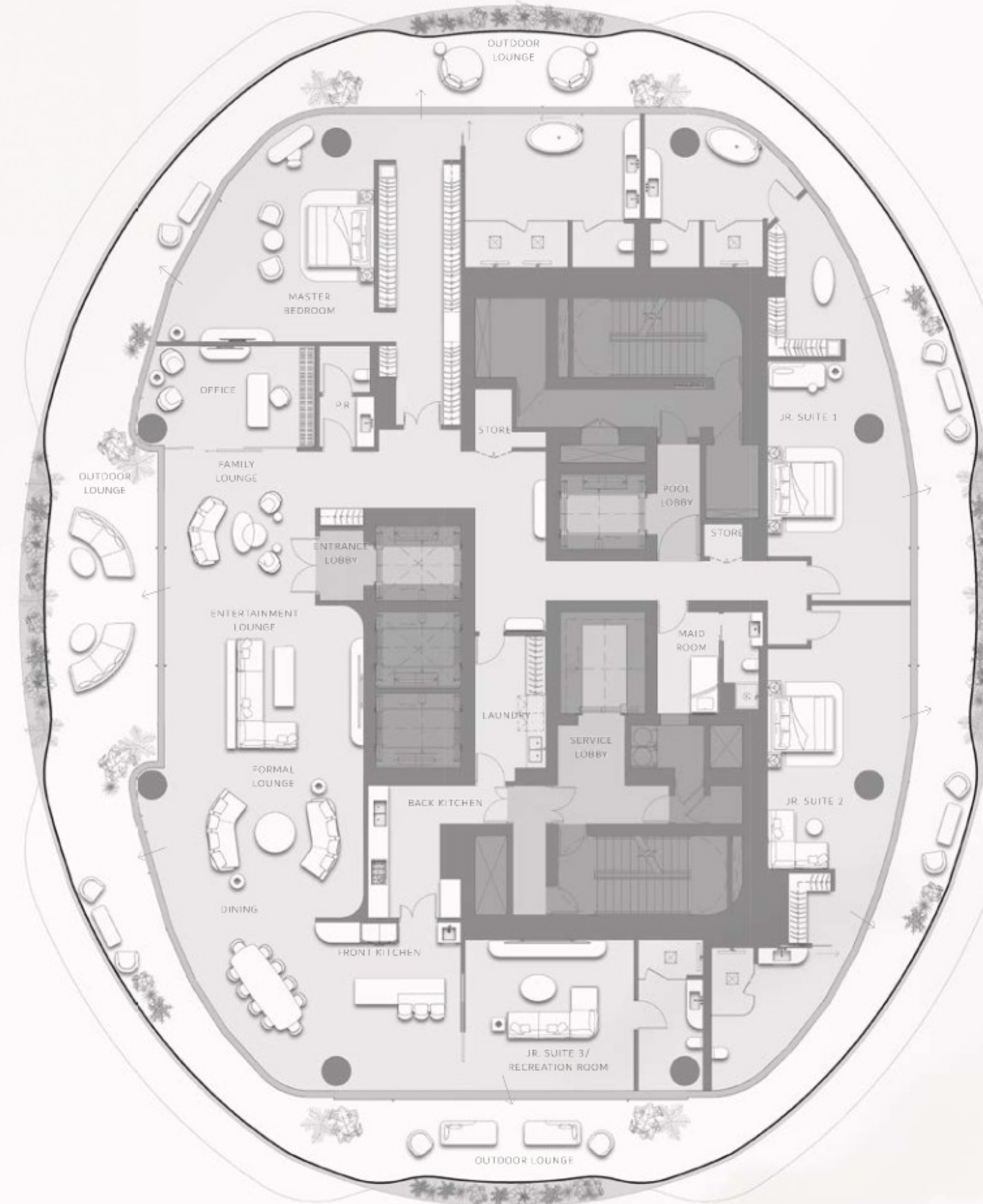
KEYPLAN



TOWER LEVEL 43-45

NAKHEEL

All measurements indicated on the floors plans in this document including but not limited to measurements of doors, windows, rooms, and any other area are approximate and subject to variation. The developer or seller shall not be liable for any loss, damage, or expense arising from or in connection with the use of the plans or reliance on the information contained herein or any error, omission, or misstatement. This plan is for conceptual and illustrative purposes only and should not be relied upon.



AIN DUBAI VIEWS



4 BEDROOM APARTMENT

	SQ.M	SQ.FT
UNIT 4601 - 4901		
INTERNAL AREA	614.38-626.02	6,613.12-6,738.41
EXTERNAL AREA	256.03-260.80	2,755.88-2,807.22
TOTAL AREA	870.41-886.82	9,369.00-9,545.64

GROUND FLOOR, FIRST FLOOR AND MEZZANINE LEVEL

STORAGE ROOM AREA INCLUDED

PODIUM 2

DRIVERS QUARTERS INCLUDED

5 PARKING BAYS

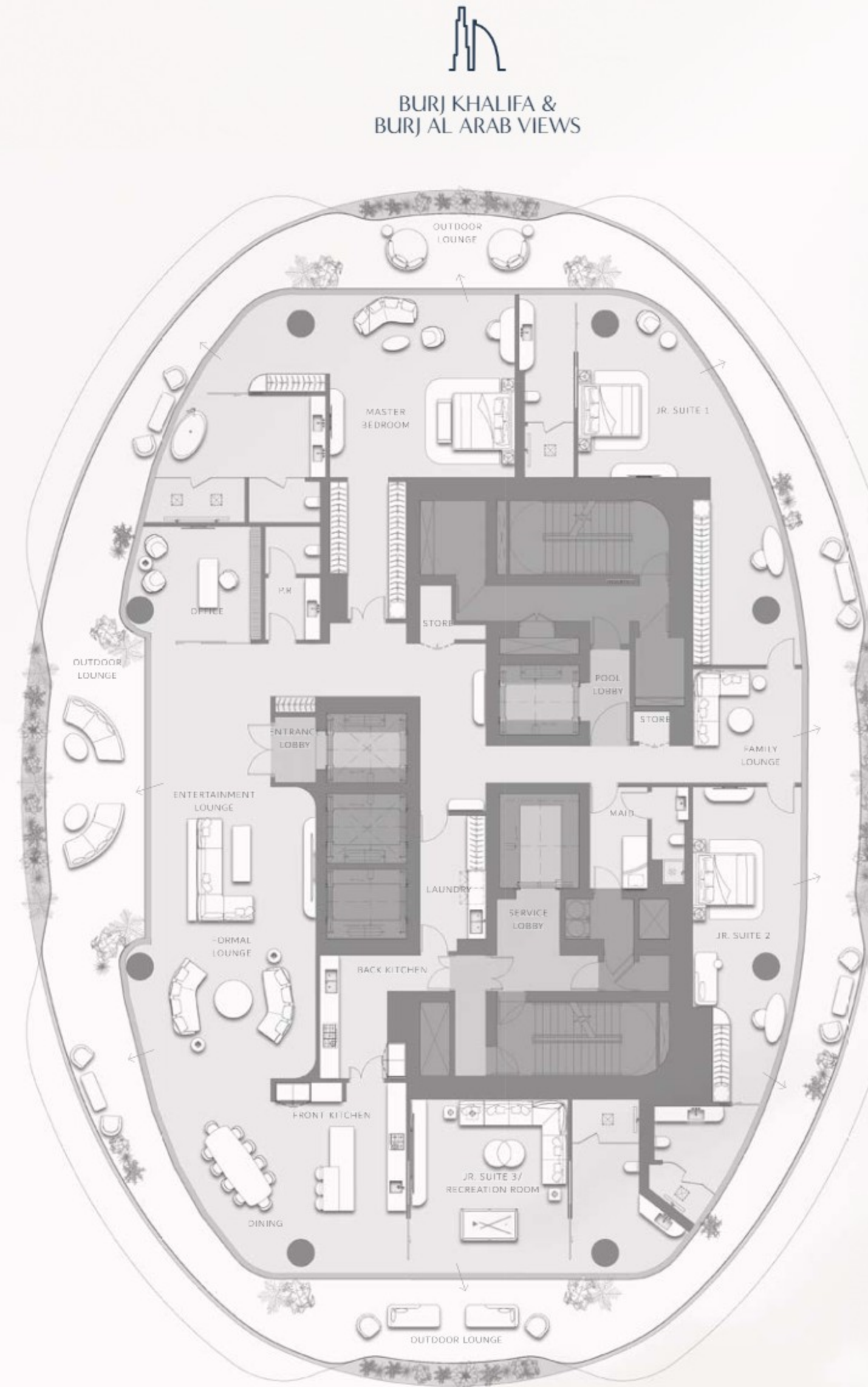
KEYPLAN



TOWER LEVEL 46-49

NAKHEEL

All measurements indicated on the floors plans in this document including but not limited to measurements of doors, windows, rooms, and any other area are approximate and subject to variation. The developer or seller shall not be liable for any loss, damage, or expense arising from or in connection with the use of the plans or reliance on the information contained herein or any error, omission, or misstatement. This plan is for conceptual and illustrative purposes only and should not be relied upon.



4 BEDROOM APARTMENT

	SQ.M	SQ.FT
LEVEL 5201 - 6001		
INTERNAL AREA	634.86-687.16	6,833.56-7,396.52
EXTERNAL AREA	277.05-296.70	2,982.13-3,193.64
TOTAL AREA	911.91-983.86	9,815.70-10,590.17

GROUND FLOOR, FIRST FLOOR AND MEZZANINE LEVEL

STORAGE ROOM AREA	INCLUDED
PODIUM 2	
DRIVERS QUARTERS	INCLUDED

5 PARKING BAYS

KEYPLAN



TOWER LEVEL 52-60

NAKHEEL

All measurements indicated on the floors plans in this document including but not limited to measurements of doors, windows, rooms, and any other area are approximate and subject to variation. The developer or seller shall not be liable for any loss, damage, or expense arising from or in connection with the use of the plans or reliance on the information contained herein or any error, omission, or misstatement. This plan is for conceptual and illustrative purposes only and should not be relied upon.

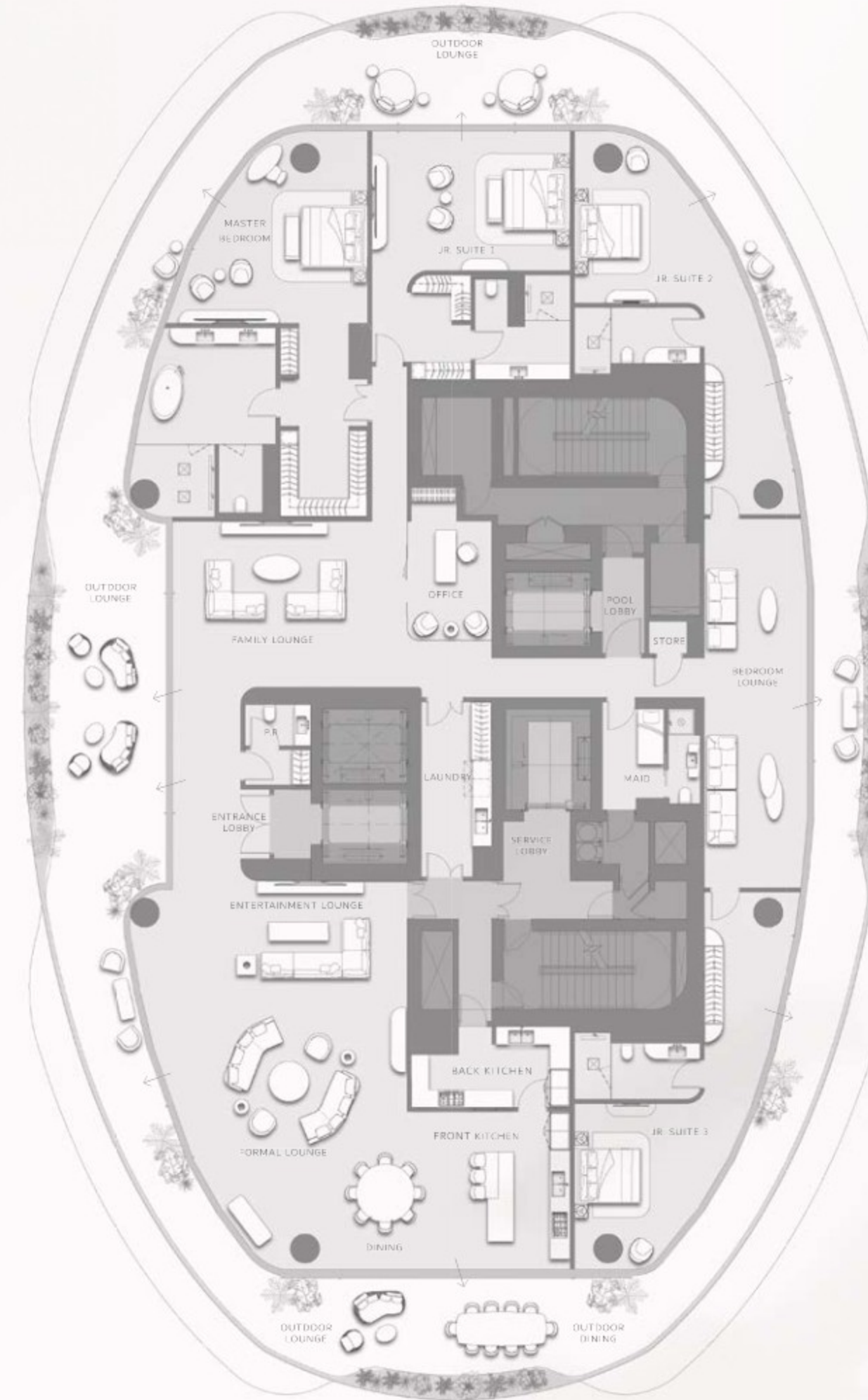


PALM VIEWS

BURJ KHALIFA &
BURJ AL ARAB VIEWS



BEACH VIEWS



AIN DUBAI VIEWS



4 BEDROOM APARTMENT

	SQ.M	SQ.FT
LEVEL 6101 - 6501		
INTERNAL AREA	703.66-745.30	7,574.12-8,022.33
EXTERNAL AREA	301.30-317.10	3,243.16-3,413.23
TOTAL AREA	1,004.96-1,062.40	10,817.28-11,435.56

GROUND FLOOR, FIRST FLOOR AND MEZZANINE LEVEL

STORAGE ROOM AREA	INCLUDED
-------------------	----------

PODIUM 2

DRIVERS QUARTERS	INCLUDED
------------------	----------

5 PARKING BAYS

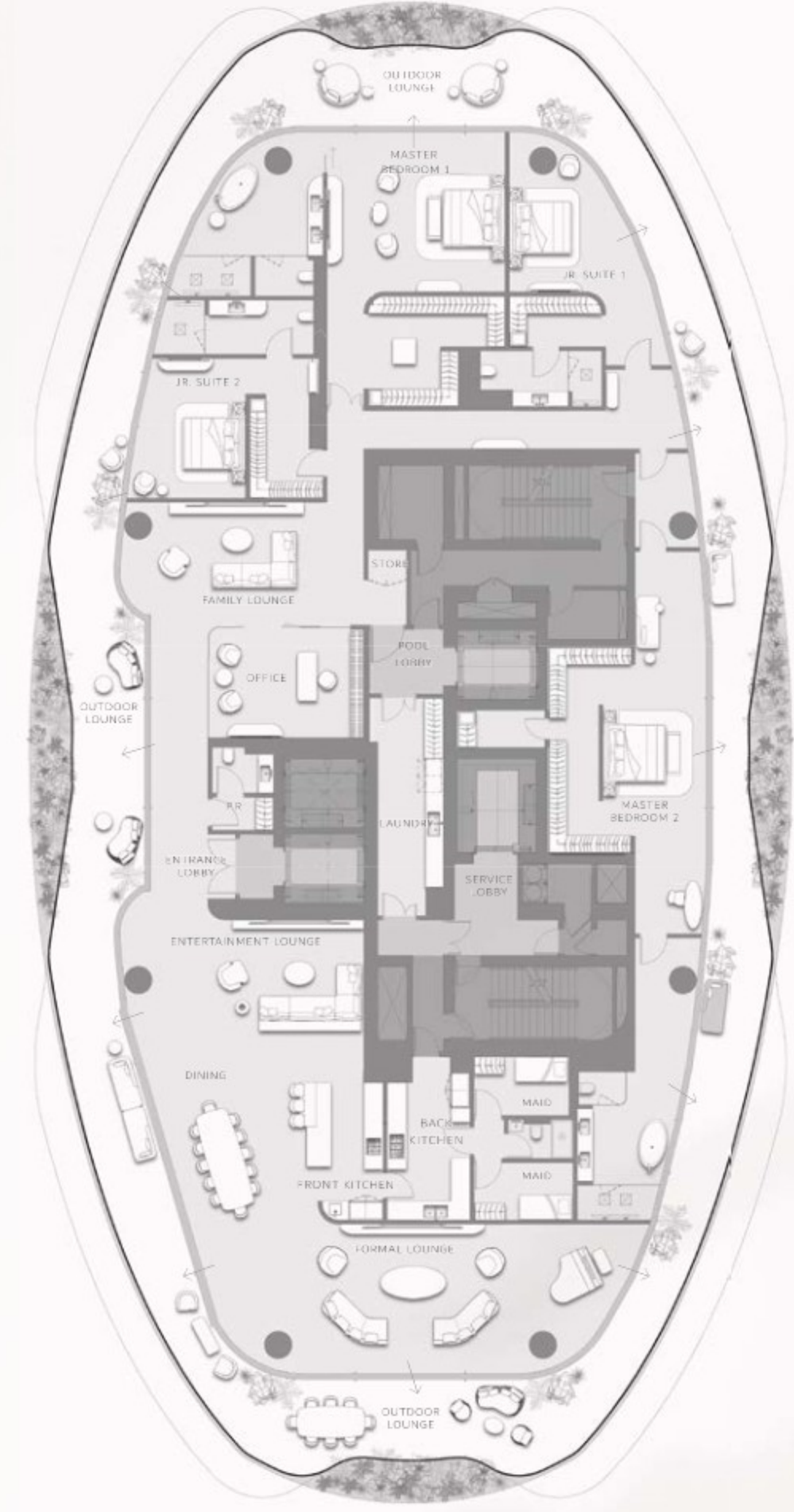
KEYPLAN



TOWER LEVEL 61-65

NAKHEEL

All measurements indicated on the floors plans in this document including but not limited to measurements of doors, windows, rooms, and any other area are approximate and subject to variation. The developer or seller shall not be liable for any loss, damage, or expense arising from or in connection with the use of the plans or reliance on the information contained herein or any error, omission, or misstatement. This plan is for conceptual and illustrative purposes only and should not be relied upon.



COMO

• RESIDENCES •

5 BEDROOM APARTMENT

	SQ.M	SQ.FT
UNIT 6601 - 6701		
INTERNAL AREA	776.51-789.20	8,358.27-8,494.86
EXTERNAL AREA	293.23-299.27	3,156.29-3,221.31
TOTAL AREA	1,069.74-1,088.47	11,514.57-11,716.18

GROUND FLOOR, FIRST FLOOR AND MEZZANINE LEVEL

STORAGE ROOM AREA	INCLUDED
PODIUM 2	
DRIVERS QUARTERS	INCLUDED

6 PARKING BAYS

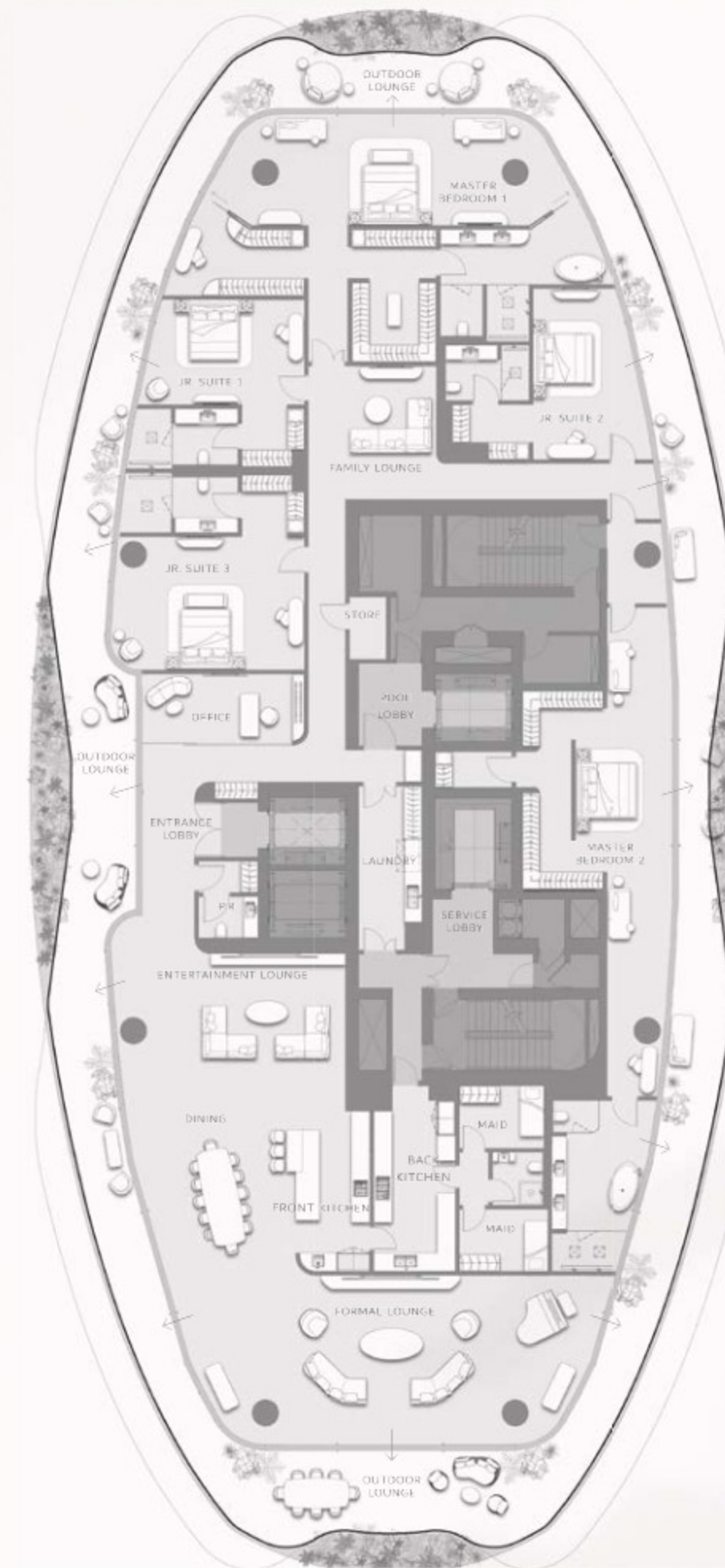
KEYPLAN



TOWER LEVEL 66-67

NAKHEEL

All measurements indicated on the floors plans in this document including but not limited to measurements of doors, windows, rooms, and any other area are approximate and subject to variation. The developer or seller shall not be liable for any loss, damage, or expense arising from or in connection with the use of the plans or reliance on the information contained herein or any error, omission, or misstatement. This plan is for conceptual and illustrative purposes only and should not be relied upon.



5 BEDROOM PENTHOUSE APARTMENT


	SQ.M	SQ.FT
LEVEL 6801		
INTERNAL AREA	1,477.34	15,901.94
EXTERNAL AREA	561.80	6,047.15
TOTAL AREA	2,039.14	21,949.09

GROUND FLOOR, FIRST FLOOR AND MEZZANINE LEVEL

STORAGE ROOM AREA	INCLUDED
PODIUM 2	
DRIVERS QUARTERS	INCLUDED

10 PARKING BAYS

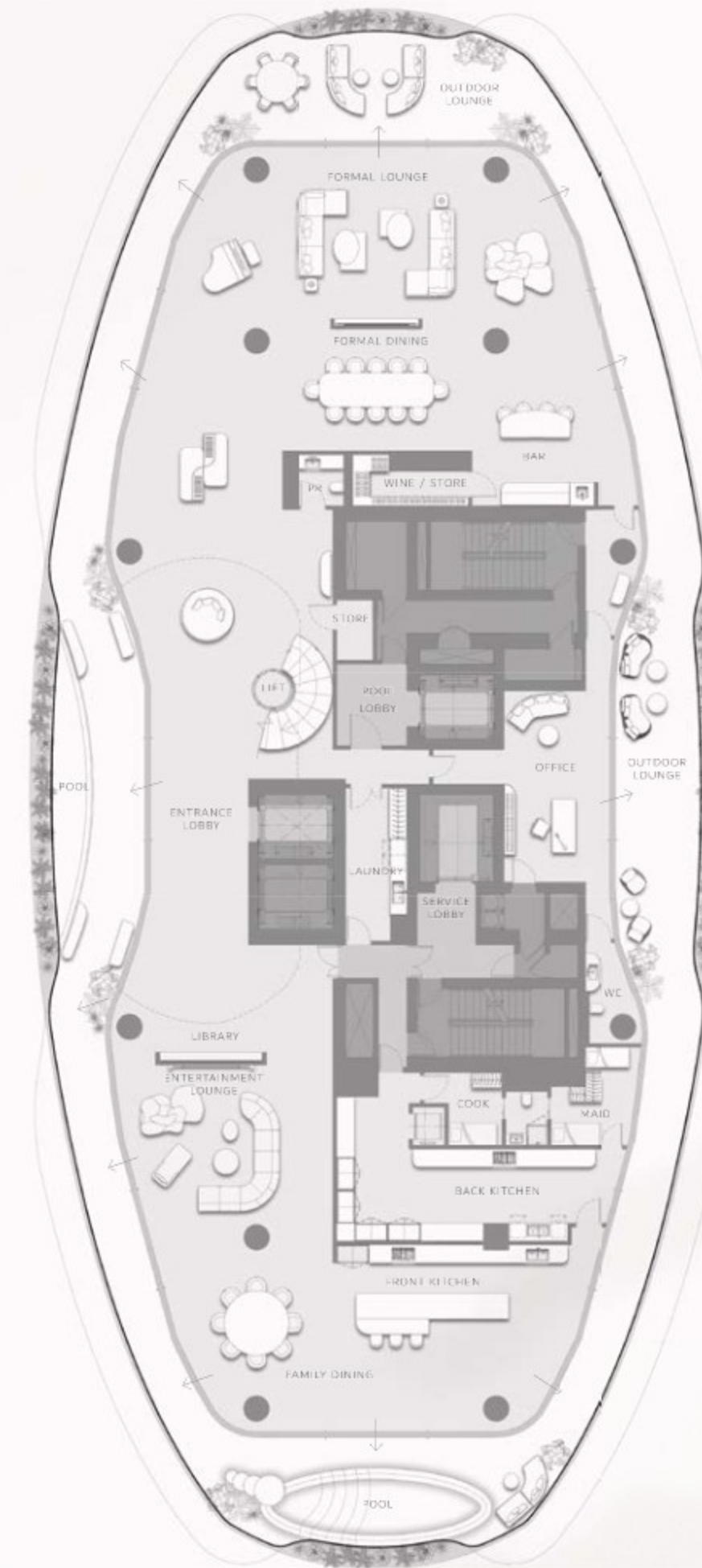
KEYPLAN



TOWER LEVEL 68
LOWER FLOOR

NAKHEEL

All measurements indicated on the floors plans in this document including but not limited to measurements of doors, windows, rooms, and any other area are approximate and subject to variation. The developer or seller shall not be liable for any loss, damage, or expense arising from or in connection with the use of the plans or reliance on the information contained herein or any error, omission, or misstatement. This plan is for conceptual and illustrative purposes only and should not be relied upon.



COMO

• RESIDENCES •

5 BEDROOM PENTHOUSE APARTMENT

UNIT 6801



KEYPLAN

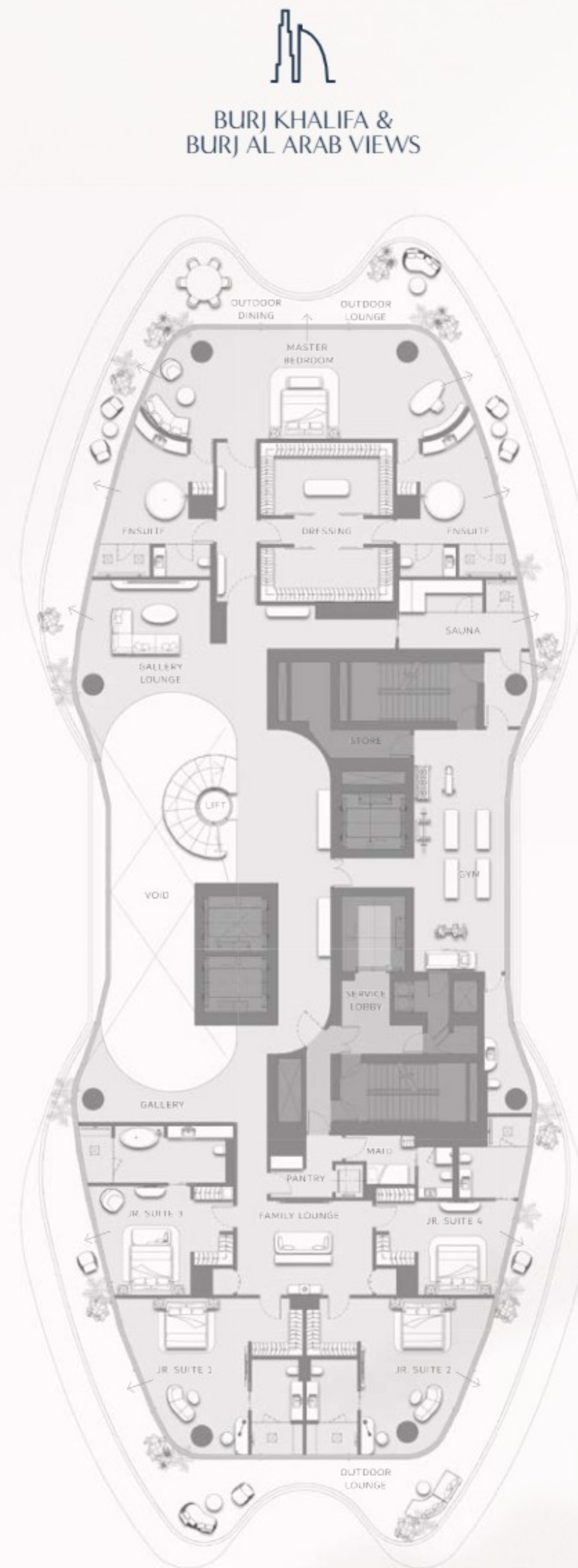
TERRACE LEVEL 69
UPPER FLOOR

NAKHEEL

All measurements indicated on the floors plans in this document including but not limited to measurements of doors, windows, rooms, and any other area are approximate and subject to variation. The developer or seller shall not be liable for any loss, damage, or expense arising from or in connection with the use of the plans or reliance on the information contained herein or any error, omission, or misstatement. This plan is for conceptual and illustrative purposes only and should not be relied upon.



PALM
VIEWS



AIN DUBAI
VIEWS



BURJ KHALIFA &
BURJ AL ARAB VIEWS



BEACH
VIEWS





NAKHEEL.COM